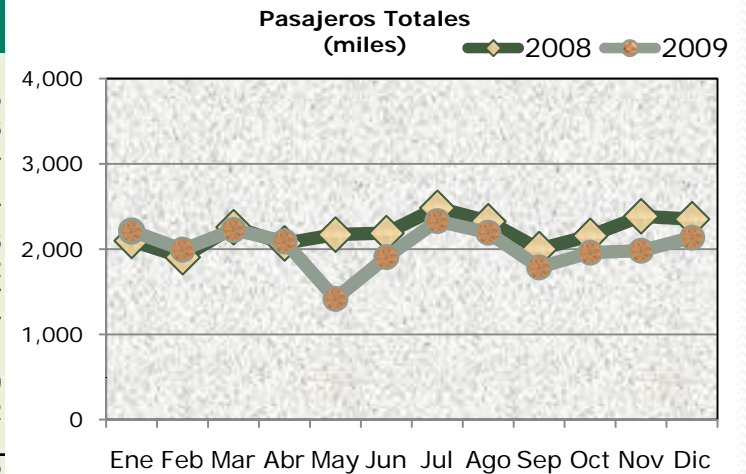
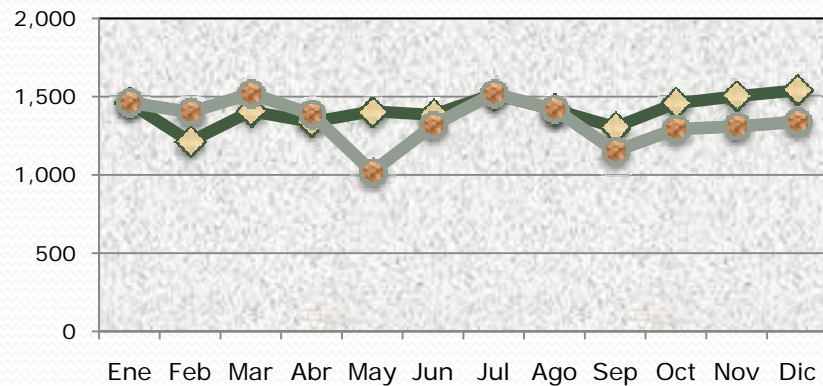


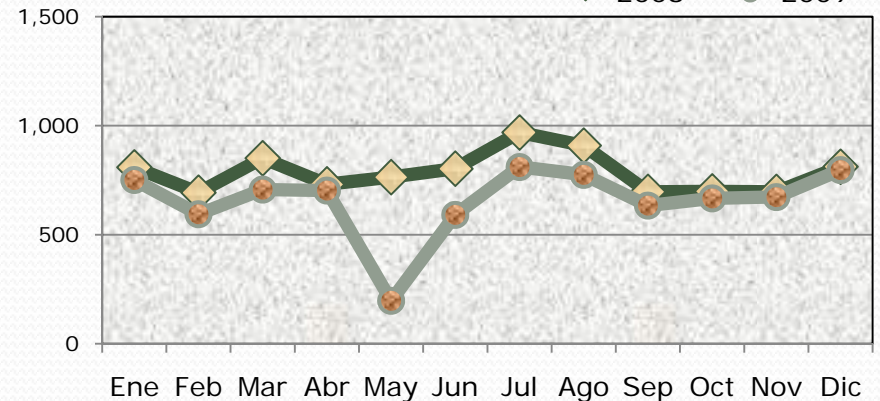
|                  | 2008              |                  |                   | 2009              |                  |                   | VAR. %      |              |             |
|------------------|-------------------|------------------|-------------------|-------------------|------------------|-------------------|-------------|--------------|-------------|
|                  | NAL               | INT              | Total             | NAL               | INT              | Total             | NAL         | INT          | Total       |
| ENE              | 1,288,688         | 809,551          | 2,098,239         | 1,462,050         | 750,886          | 2,212,936         | 13.5        | -7.2         | 5.5         |
| FEB              | 1,212,515         | 692,708          | 1,905,223         | 1,401,838         | 594,007          | 1,995,845         | 15.6        | -14.2        | 4.8         |
| MAR              | 1,407,431         | 850,619          | 2,258,050         | 1,518,790         | 707,349          | 2,226,139         | 7.9         | -16.8        | -1.4        |
| ABR              | 1,337,596         | 730,676          | 2,068,272         | 1,388,728         | 703,202          | 2,091,930         | 3.8         | -3.8         | 1.1         |
| MAY              | 1,407,407         | 764,032          | 2,171,439         | 1,020,369         | 397,447          | 1,417,816         | -27.5       | -48.0        | -34.7       |
| JUN              | 1,384,969         | 802,713          | 2,187,682         | 1,316,894         | 590,596          | 1,907,490         | -4.9        | -26.4        | -12.8       |
| JUL              | 1,515,889         | 968,593          | 2,484,482         | 1,519,385         | 811,089          | 2,330,474         | 0.2         | -16.3        | -6.2        |
| AGO              | 1,417,243         | 909,278          | 2,326,521         | 1,419,982         | 775,025          | 2,195,007         | 0.2         | -14.8        | -5.7        |
| SEP              | 1,304,716         | 696,773          | 2,001,489         | 1,153,127         | 634,279          | 1,787,406         | -11.6       | -9.0         | -10.7       |
| OCT              | 1,457,689         | 698,862          | 2,156,551         | 1,293,009         | 666,842          | 1,959,851         | -11.3       | -4.6         | -9.1        |
| NOV              | 1,502,967         | 696,832          | 2,199,799         | 1,309,384         | 672,859          | 1,982,243         | -12.9       | -3.4         | -9.9        |
| DIC              | 1,540,663         | 811,807          | 2,352,470         | 1,338,774         | 797,145          | 2,135,919         | -13.1       | -1.8         | -9.2        |
| <b>Acumulado</b> | <b>16,777,773</b> | <b>9,432,444</b> | <b>26,210,217</b> | <b>16,142,330</b> | <b>8,100,726</b> | <b>24,243,056</b> | <b>-3.8</b> | <b>-14.1</b> | <b>-7.5</b> |
| <b>TOTAL</b>     | <b>16,777,773</b> | <b>9,432,444</b> | <b>26,210,217</b> | <b>16,142,330</b> | <b>8,100,726</b> | <b>24,243,056</b> |             |              |             |



**Pasajeros Nacionales (miles)**



**Pasajeros Internacionales (miles)**

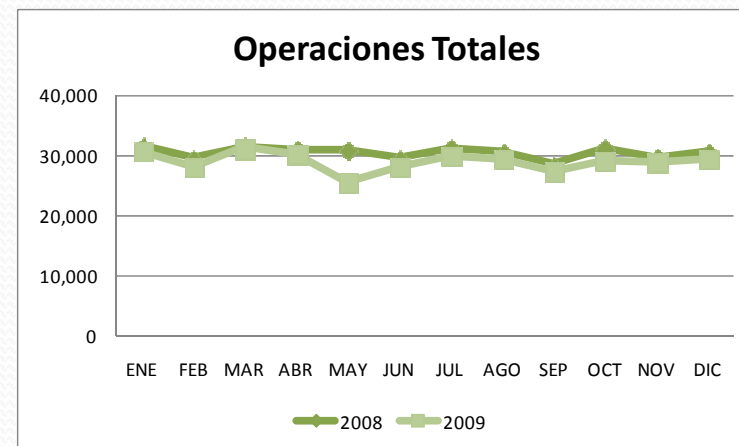


Nota: En el 2009 se observó una variación porcentual negativa en comparación con el año anterior, motivado por la crisis económica que se vive a escala internacional, aunado al brote de influenza que afectó al país principalmente en los meses de mayo y junio.

## PASAJEROS POR TERMINAL

|              | Terminal 1 |           |               |           |            | Terminal 2 |           |               |           |           | Totales   |           |               |           | Gran Total |
|--------------|------------|-----------|---------------|-----------|------------|------------|-----------|---------------|-----------|-----------|-----------|-----------|---------------|-----------|------------|
|              | Nacional   |           | Internacional |           | Total      | Nacional   |           | Internacional |           | Total     | Nacional  |           | Internacional |           |            |
|              | Ilegadas   | salidas   | Ilegadas      | salidas   |            | Ilegadas   | salidas   | Ilegadas      | salidas   |           | Ilegadas  | salidas   | Ilegadas      | salidas   |            |
| <b>Ene</b>   | 470,174    | 448,284   | 238,623       | 243,289   | 1,400,370  | 274,847    | 268,745   | 131,960       | 137,014   | 812,566   | 745,021   | 717,029   | 370,583       | 380,303   | 2,212,936  |
| <b>Feb</b>   | 440,454    | 434,058   | 197,389       | 189,473   | 1,261,374  | 263,048    | 264,278   | 102,811       | 104,334   | 734,471   | 703,502   | 698,336   | 300,200       | 293,807   | 1,995,845  |
| <b>Mar</b>   | 477,579    | 468,931   | 218,738       | 232,779   | 1,398,027  | 287,156    | 285,124   | 123,567       | 132,265   | 828,112   | 764,735   | 754,055   | 342,305       | 365,044   | 2,226,139  |
| <b>Abr</b>   | 433,064    | 443,619   | 206,411       | 230,978   | 1,314,072  | 255,859    | 256,186   | 123,628       | 142,185   | 777,858   | 688,923   | 699,805   | 330,039       | 373,163   | 2,091,930  |
| <b>May</b>   | 295,489    | 279,938   | 116,176       | 121,025   | 812,628    | 225,121    | 219,821   | 80,740        | 79,506    | 605,188   | 520,610   | 499,759   | 196,916       | 200,531   | 1,417,816  |
| <b>Jun</b>   | 364,193    | 367,887   | 185,412       | 180,642   | 1,098,134  | 292,026    | 292,788   | 114,499       | 110,043   | 809,356   | 656,219   | 660,675   | 299,911       | 290,685   | 1,907,490  |
| <b>Jul</b>   | 417,186    | 420,288   | 245,590       | 259,873   | 1,342,937  | 336,845    | 345,066   | 147,602       | 158,024   | 987,537   | 754,031   | 765,354   | 393,192       | 417,897   | 2,330,474  |
| <b>Ago</b>   | 393,448    | 381,572   | 241,215       | 232,928   | 1,249,163  | 327,270    | 317,692   | 152,587       | 148,295   | 945,844   | 720,718   | 699,264   | 393,802       | 381,223   | 2,195,007  |
| <b>Sep</b>   | 307,387    | 305,874   | 188,223       | 193,632   | 995,116    | 269,314    | 270,552   | 126,616       | 125,808   | 792,290   | 576,701   | 576,426   | 314,839       | 319,440   | 1,787,406  |
| <b>Oct</b>   | 336,759    | 345,344   | 209,850       | 197,226   | 1,089,179  | 301,985    | 308,921   | 130,065       | 129,701   | 870,672   | 638,744   | 654,265   | 339,915       | 326,927   | 1,959,851  |
| <b>Nov</b>   | 360,538    | 359,638   | 213,513       | 201,052   | 1,134,741  | 296,198    | 293,010   | 132,433       | 125,861   | 847,502   | 656,736   | 652,648   | 345,946       | 326,913   | 1,982,243  |
| <b>Dic</b>   | 358,170    | 382,537   | 246,596       | 233,846   | 1,221,149  | 290,264    | 307,803   | 161,561       | 155,142   | 914,770   | 648,434   | 690,340   | 408,157       | 388,988   | 2,135,919  |
| <b>Total</b> | 4,654,441  | 4,637,970 | 2,507,736     | 2,516,743 | 14,316,890 | 3,419,933  | 3,429,986 | 1,528,069     | 1,548,178 | 9,926,166 | 8,074,374 | 8,067,956 | 4,035,805     | 4,064,921 | 24,243,056 |

|                  | 2008           |               |                | 2009           |               |                | VAR. %      |              |             |
|------------------|----------------|---------------|----------------|----------------|---------------|----------------|-------------|--------------|-------------|
|                  | NAL            | INT           | Total          | NAL            | INT           | Total          | NAL         | INT          | Total       |
| ENE              | 23,997         | 7,698         | 31,695         | 23,330         | 7,416         | 30,746         | -2.8        | -3.7         | -3.0        |
| FEB              | 22,436         | 7,125         | 29,561         | 21,788         | 6,461         | 28,249         | -2.9        | -9.3         | -4.4        |
| MAR              | 23,766         | 7,792         | 31,558         | 24,077         | 7,265         | 31,342         | 1.3         | -6.8         | -0.7        |
| ABR              | 23,702         | 7,276         | 30,978         | 23,029         | 7,078         | 30,107         | -2.8        | -2.7         | -2.8        |
| MAY              | 23,610         | 7,407         | 31,017         | 20,131         | 5,478         | 25,609         | -14.7       | -26.0        | -17.4       |
| JUN              | 22,314         | 7,300         | 29,614         | 22,374         | 5,868         | 28,242         | 0.3         | -19.6        | -4.6        |
| JUL              | 23,326         | 7,976         | 31,302         | 23,009         | 6,824         | 29,833         | -1.4        | -14.4        | -4.7        |
| AGO              | 22,695         | 7,974         | 30,669         | 22,581         | 6,798         | 29,379         | -0.5        | -14.7        | -4.2        |
| SEP              | 21,730         | 6,866         | 28,596         | 21,102         | 6,356         | 27,458         | -2.9        | -7.4         | -4.0        |
| OCT              | 23,997         | 7,189         | 31,186         | 22,573         | 6,598         | 29,171         | -5.9        | -8.2         | -6.5        |
| NOV              | 22,738         | 7,030         | 29,768         | 22,248         | 6,622         | 28,870         | -2.2        | -5.8         | -3.0        |
| DIC              | 22,983         | 7,634         | 30,617         | 22,010         | 7,290         | 29,300         | -4.2        | -4.5         | -4.3        |
| <b>Acumulado</b> | <b>277,294</b> | <b>89,267</b> | <b>366,561</b> | <b>268,252</b> | <b>80,054</b> | <b>348,306</b> | <b>-3.3</b> | <b>-10.3</b> | <b>-5.0</b> |
| <b>TOTAL</b>     | <b>277,294</b> | <b>89,267</b> | <b>366,561</b> |                |               |                |             |              |             |



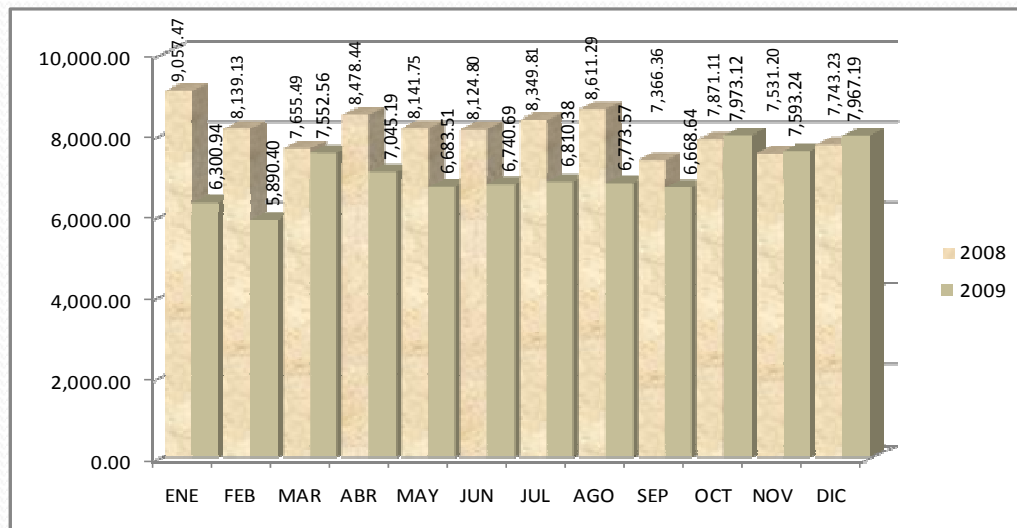
Nota: En el 2009 se observó una variación porcentual negativa en comparación con el año anterior, motivado por la crisis económica que se vive a escala internacional, aunado al brote de influenza que afectó al país principalmente en los meses de mayo y junio.

Movimiento Operacional  
Operaciones por Origen y Tipo

|              | 2008           |              |                  |               |              |                  | 2009           |              |                  |               |              |                  | Comercial (Pax) |              |
|--------------|----------------|--------------|------------------|---------------|--------------|------------------|----------------|--------------|------------------|---------------|--------------|------------------|-----------------|--------------|
|              | NACIONAL       |              |                  | INTERNACIONAL |              |                  | NACIONAL       |              |                  | INTERNACIONAL |              |                  | VAR. %          |              |
|              | Comercial Pax  | Carga        | Aviación General | Comercial Pax | Carga        | Aviación General | Comercial Pax  | Carga        | Aviación General | Comercial Pax | Carga        | Aviación General | Nac.            | Int.         |
| ENE          | 21,468         | 664          | 1,865            | 7,213         | 483          | 2                | 21,198         | 483          | 1,649            | 6,995         | 404          | 17               | -1.3            | -3.0         |
| FEB          | 19,818         | 602          | 2,016            | 6,617         | 500          | 8                | 19,436         | 448          | 1,904            | 6,048         | 403          | 10               | -1.9            | -8.6         |
| MAR          | 21,381         | 548          | 1,837            | 7,253         | 529          | 10               | 21,445         | 521          | 2,111            | 6,818         | 439          | 8                | 0.3             | -6.0         |
| ABR          | 20,904         | 720          | 2,078            | 6,737         | 535          | 4                | 20,653         | 536          | 1,840            | 6,652         | 405          | 21               | -1.2            | -1.3         |
| MAY          | 20,932         | 646          | 2,032            | 6,853         | 550          | 4                | 17,784         | 543          | 1,804            | 5,019         | 447          | 12               | -15.0           | -26.8        |
| JUN          | 19,648         | 643          | 2,023            | 6,757         | 534          | 9                | 19,703         | 572          | 2,099            | 5,429         | 428          | 11               | 0.3             | -19.7        |
| JUL          | 20,763         | 682          | 1,881            | 7,472         | 499          | 5                | 20,473         | 602          | 1,934            | 6,356         | 455          | 13               | -1.4            | -14.9        |
| AGO          | 20,202         | 593          | 1,900            | 7,478         | 481          | 15               | 20,023         | 538          | 2,020            | 6,350         | 437          | 11               | -0.9            | -15.1        |
| SEP          | 19,399         | 532          | 1,799            | 6,392         | 450          | 24               | 18,451         | 523          | 2,128            | 5,927         | 415          | 14               | -4.9            | -7.3         |
| OCT          | 21,222         | 614          | 2,161            | 6,678         | 506          | 5                | 19,985         | 686          | 1,902            | 6,140         | 444          | 14               | -5.8            | -8.1         |
| NOV          | 20,227         | 497          | 2,014            | 6,541         | 467          | 22               | 19,405         | 609          | 2,234            | 6,135         | 474          | 13               | -4.1            | -6.2         |
| DIC          | 20,886         | 496          | 1,601            | 7,205         | 422          | 7                | 19,672         | 696          | 1,642            | 6,852         | 430          | 8                | -5.8            | -4.9         |
| <b>TOTAL</b> | <b>246,850</b> | <b>7,237</b> | <b>23,207</b>    | <b>83,196</b> | <b>5,956</b> | <b>115</b>       | <b>238,228</b> | <b>6,757</b> | <b>23,267</b>    | <b>74,721</b> | <b>5,181</b> | <b>152</b>       | <b>-3.5</b>     | <b>-10.2</b> |
| <b>TOTAL</b> | <b>246,850</b> | <b>7,237</b> | <b>23,207</b>    | <b>83,196</b> | <b>5,956</b> | <b>115</b>       | <b>238,228</b> | <b>6,757</b> | <b>23,267</b>    | <b>74,721</b> | <b>5,181</b> | <b>152</b>       |                 |              |

| CARGA EN TONELADAS |           |            |            |           |            |            |                      |        |        |
|--------------------|-----------|------------|------------|-----------|------------|------------|----------------------|--------|--------|
|                    | 2008      |            |            | 2009      |            |            | Variación Porcentual |        |        |
|                    | NAC       | INTER      | TOTAL      | NAC       | INTER      | TOTAL      | NAC                  | INTER  | TOTAL  |
| ENE                | 9,057.47  | 23,269.17  | 32,326.64  | 6,300.94  | 16,617.14  | 22,918.08  | -30.43               | -28.59 | -29.10 |
| FEB                | 8,139.13  | 23,488.47  | 31,627.60  | 5,890.40  | 17,089.60  | 22,980.00  | -27.63               | -27.24 | -27.34 |
| MAR                | 7,655.49  | 23,747.44  | 31,402.93  | 7,552.56  | 18,809.79  | 26,362.35  | -1.34                | -20.79 | -16.05 |
| ABR                | 8,478.44  | 23,581.09  | 32,059.53  | 7,045.19  | 17,543.76  | 24,588.95  | -16.90               | -25.60 | -23.30 |
| MAY                | 8,141.75  | 23,710.13  | 31,851.88  | 6,683.51  | 18,895.95  | 25,579.46  | -17.91               | -20.30 | -19.69 |
| JUN                | 8,124.80  | 24,570.30  | 32,695.10  | 6,740.69  | 18,703.44  | 25,444.13  | -17.04               | -23.88 | -22.18 |
| JUL                | 8,349.81  | 23,797.42  | 32,147.23  | 6,810.38  | 19,082.14  | 25,892.52  | -18.44               | -19.81 | -19.46 |
| AGO                | 8,611.29  | 24,867.37  | 33,478.66  | 6,773.57  | 19,905.23  | 26,678.80  | -21.34               | -19.95 | -20.31 |
| SEP                | 7,366.36  | 21,879.36  | 29,245.72  | 6,668.64  | 19,463.73  | 26,132.37  | -9.47                | -11.04 | -10.65 |
| OCT                | 7,871.11  | 23,549.06  | 31,420.17  | 7,973.12  | 23,552.07  | 31,525.19  | 1.30                 | 0.01   | 0.33   |
| NOV                | 7,531.20  | 23,496.00  | 31,027.20  | 7,593.24  | 24,925.54  | 32,518.78  | 0.82                 | 6.08   | 4.81   |
| DIC                | 7,743.23  | 19,069.82  | 26,813.05  | 7,967.19  | 22,545.62  | 30,512.81  | 2.89                 | 18.23  | 13.80  |
| Subtotal           | 97,070.08 | 279,025.63 | 376,095.71 | 83,999.43 | 237,134.01 | 321,133.44 | -13.47               | -15.01 | -14.61 |
| Total              | 97,070.08 | 279,025.63 | 376,095.71 | 83,999.43 | 237,134.01 | 321,133.44 |                      |        |        |

### CARGA NACIONAL



### CARGA INTERNACIONAL

