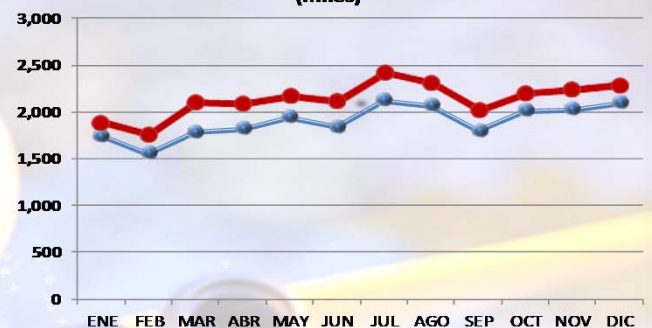




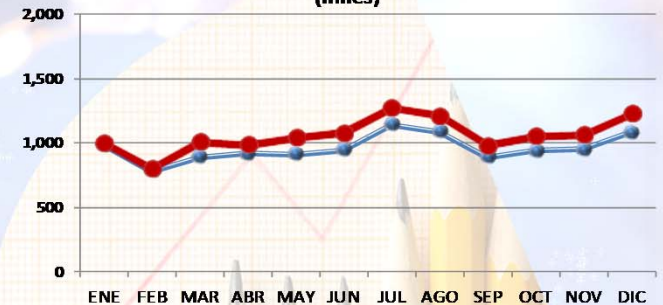
	2014			2015			VAR. %		
	NAL	INT	Total	NAL	INT	Total	NAL	INT	Total
ENE	1,739,580	979,488	2,719,068	1,893,323	1,000,477	2,893,800	8.8	2.1	6.4
FEB	1,552,438	780,861	2,333,299	1,763,475	805,988	2,569,463	13.6	3.2	10.1
MAR	1,780,670	888,585	2,669,255	2,108,953	1,007,997	3,116,950	18.4	13.4	16.8
ABR	1,817,071	915,049	2,732,120	2,094,765	985,724	3,080,489	15.3	7.7	12.8
MAY	1,941,863	910,885	2,852,748	2,174,191	1,043,699	3,217,890	12.0	14.6	12.8
JUN	1,835,465	941,287	2,776,752	2,117,281	1,082,002	3,199,283	15.4	14.9	15.2
JUL	2,115,965	1,139,838	3,255,803	2,432,123	1,278,519	3,710,642	14.9	12.2	14.0
AGO	2,063,336	1,085,438	3,148,774	2,317,500	1,214,291	3,531,791	12.3	11.9	12.2
SEP	1,792,550	890,593	2,683,143	2,025,041	984,372	3,009,413	13.0	10.5	12.2
OCT	2,007,325	939,045	2,946,370	2,210,263	1,055,171	3,265,434	10.1	12.4	10.8
NOV	2,018,613	948,418	2,967,031	2,243,446	1,066,251	3,309,697	11.1	12.4	11.5
DIC	2,088,591	1,082,785	3,171,376	2,294,195	1,233,965	3,528,160	9.8	14.0	11.3
Total	22,753,467	11,502,272	34,255,739	25,674,556	12,758,456	38,433,012	12.8	10.9	12.2

Nota: Derivado de la revisión anual efectuada, se llevó a cabo una reducción de 66 pasajeros nacionales en octubre 2015.

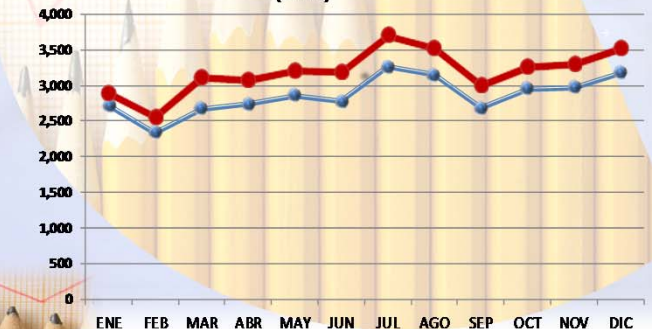
Pasajeros Nacionales (miles) 2014 2015



Pasajeros Internacionales (miles) 2014 2015



Pasajeros Totales (miles) 2014 2015



	Nacional		2014 Internacional		Total	Nacional		2015 Internacional		Total	Variación Porcentual				
	llegadas	salidas	llegadas	salidas		llegadas	salidas	llegadas	salidas		llegadas	salidas	llegadas	salidas	Total
Ene	891,108	848,472	493,415	486,073	2,719,068	971,575	921,748	502,674	497,803	2,893,800	9.03	8.64	1.88	2.41	6.43
Feb	773,838	778,600	395,137	385,724	2,333,299	885,805	877,670	408,436	397,552	2,569,463	14.47	12.72	3.37	3.07	10.12
Mar	893,393	887,277	434,554	454,031	2,669,255	1,040,745	1,068,208	472,704	535,293	3,116,950	16.49	20.39	8.78	17.90	16.77
Abr	899,993	917,078	440,042	475,007	2,732,120	1,056,941	1,037,824	497,283	488,441	3,080,489	17.44	13.17	13.01	2.83	12.75
May	969,678	972,185	448,932	461,953	2,852,748	1,091,483	1,082,708	516,399	527,300	3,217,890	12.56	11.37	15.03	14.15	12.80
Jun	918,826	916,639	473,907	467,380	2,776,752	1,056,016	1,061,265	552,932	529,070	3,199,283	14.93	15.78	16.68	13.20	15.22
Jul	1,045,105	1,070,860	550,480	589,358	3,255,803	1,203,934	1,228,189	617,552	660,967	3,710,642	15.20	14.69	12.18	12.15	13.97
Ago	1,044,980	1,018,356	550,476	534,962	3,148,774	1,171,638	1,145,862	616,193	598,098	3,531,791	12.12	12.52	11.94	11.80	12.16
Sep	899,372	893,178	439,992	450,601	2,683,143	1,010,210	1,014,831	487,273	497,099	3,009,413	12.32	13.62	10.75	10.32	12.16
Oct	987,877	1,019,448	483,971	455,074	2,946,370	1,098,020	1,112,243	546,062	509,109	3,265,434	11.15	9.10	12.83	11.87	10.83
Nov	1,004,642	1,013,971	484,719	463,699	2,967,031	1,117,690	1,125,756	545,301	520,950	3,309,697	11.25	11.02	12.50	12.35	11.55
Dic	1,006,153	1,082,438	551,309	531,476	3,171,376	1,108,654	1,185,541	633,555	600,410	3,528,160	10.19	9.53	14.92	12.97	11.25
Total	11,334,965	11,418,502	5,746,934	5,755,338	34,255,739	12,812,711	12,861,845	6,396,364	6,362,092	38,433,012	13.04	12.64	11.30	10.54	12.19

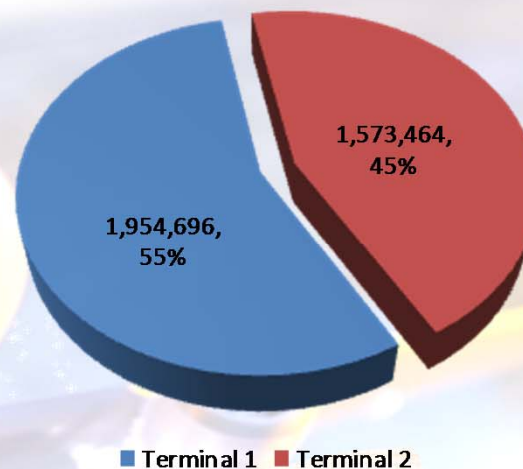
	Terminal 1					Terminal 2					Totales				
	Nacional		Internacional		Total	Nacional		Internacional		Total	Nacional		Internacional		Total
	Llegadas	salidas	Llegadas	salidas		Llegadas	salidas	Llegadas	salidas		Llegadas	salidas	Llegadas	salidas	
Ene	524,144	491,996	242,903	246,141	1,505,184	447,431	429,752	259,771	251,662	1,388,616	971,575	921,748	502,674	497,803	2,893,800
Feb	469,987	464,384	193,735	186,237	1,314,343	415,818	413,286	214,701	211,315	1,255,120	885,805	877,670	408,436	397,552	2,569,463
Mar	564,079	585,526	226,260	260,986	1,636,851	476,666	482,682	246,444	274,307	1,480,099	1,040,745	1,068,208	472,704	535,293	3,116,950
Abr	586,968	576,242	239,672	236,817	1,639,699	469,973	461,582	257,611	251,624	1,440,790	1,056,941	1,037,824	497,283	488,441	3,080,489
May	592,753	589,215	234,772	246,298	1,663,038	498,730	493,493	281,627	281,002	1,554,852	1,091,483	1,082,708	516,399	527,300	3,217,890
Jun	595,383	596,316	269,077	258,306	1,719,082	460,633	464,949	283,855	270,764	1,480,201	1,056,016	1,061,265	552,932	529,070	3,199,283
Jul	691,459	711,490	307,959	333,402	2,044,310	512,475	516,699	309,593	327,565	1,666,332	1,203,934	1,228,189	617,552	660,967	3,710,642
Ago	674,554	661,796	303,386	294,090	1,933,826	497,084	484,066	312,807	304,008	1,597,965	1,171,638	1,145,862	616,193	598,098	3,531,791
Sep	582,589	584,799	243,319	247,509	1,658,216	427,621	430,032	243,954	249,590	1,351,197	1,010,210	1,014,831	487,273	497,099	3,009,413
Oct	618,460	626,232	276,082	252,037	1,772,811	479,560	486,011	269,980	257,072	1,492,623	1,098,020	1,112,243	546,062	509,109	3,265,434
Nov	623,982	628,547	280,052	264,611	1,797,192	493,708	497,209	265,249	256,339	1,512,505	1,117,690	1,125,756	545,301	520,950	3,309,697
Dic	636,224	674,207	333,372	310,893	1,954,696	472,430	511,334	300,183	289,517	1,573,464	1,108,654	1,185,541	633,555	600,410	3,528,160
Total	7,160,582	7,190,750	3,150,589	3,137,327	20,639,248	5,652,129	5,671,095	3,245,775	3,224,765	17,793,764	12,812,711	12,861,845	6,396,364	6,362,092	38,433,012

2015

Terminal 1



Pasajeros Totales



	Nacional		Internacional		Total
	llegadas	salidas	llegadas	salidas	
Ene	971,575	921,748	502,674	497,803	2,893,800
Feb	885,805	877,670	408,436	397,552	2,569,463
Mar	1,040,745	1,068,208	472,704	535,293	3,116,950
Abr	1,056,941	1,037,824	497,283	488,441	3,080,489
May	1,091,483	1,082,708	516,399	527,300	3,217,890
Jun	1,056,016	1,061,265	552,932	529,070	3,199,283
Jul	1,203,934	1,228,189	617,552	660,967	3,710,642
Ago	1,171,638	1,145,862	616,193	598,098	3,531,791
Sep	1,010,210	1,014,831	487,273	497,099	3,009,413
Oct	1,098,020	1,112,243	546,062	509,109	3,265,434
Nov	1,117,690	1,125,756	545,301	520,950	3,309,697
Dic	1,108,654	1,185,541	633,555	600,410	3,528,160
Total	12,812,711	12,861,845	6,396,364	6,362,092	38,433,012



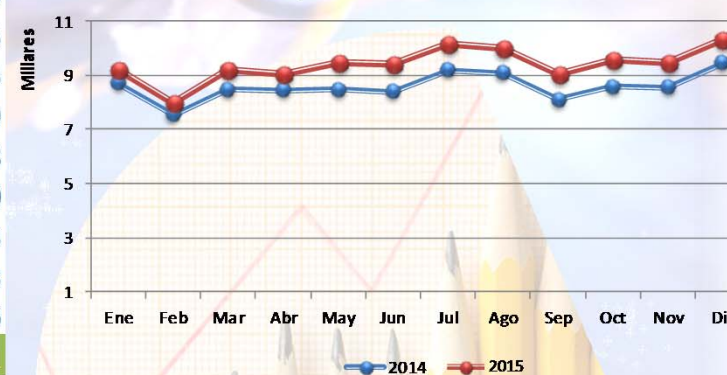


Movimiento Operacional Operaciones

Operaciones Nacionales



Operaciones Internacionales



Operaciones Totales



	2014			2015			VAR. %		
	NAL	INT	Total	NAL	INT	Total	NAL	INT	Total
ENE	24,063	8,705	32,768	26,038	9,184	35,222	8.2	5.5	7.5
FEB	22,418	7,521	29,939	23,438	7,952	31,390	4.5	5.7	4.8
MAR	25,189	8,468	33,657	26,704	9,170	35,874	6.0	8.3	6.6
ABR	25,286	8,448	33,734	26,019	9,047	35,066	2.9	7.1	3.9
MAY	26,585	8,475	35,060	26,515	9,432	35,947	-0.3	11.3	2.5
JUN	24,557	8,388	32,945	25,030	9,388	34,418	1.9	11.9	4.5
JUL	26,781	9,191	35,972	27,207	10,160	37,367	1.6	10.5	3.9
AGO	26,985	9,086	36,071	27,083	9,995	37,078	0.4	10.0	2.8
SEP	25,172	8,104	33,276	25,224	9,036	34,260	0.2	11.5	3.0
OCT	27,199	8,562	35,761	27,026	9,553	36,579	-0.6	11.6	2.3
NOV	26,043	8,554	34,597	26,612	9,457	36,069	2.2	10.6	4.3
DIC	26,739	9,435	36,174	27,202	10,289	37,491	1.7	9.1	3.6
Total	307,017	102,937	409,954	314,098	112,663	426,761	2.3	9.4	4.1

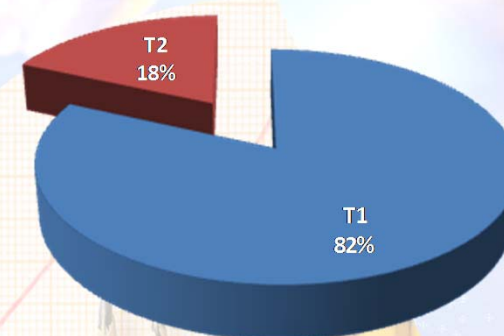


Operaciones por Origen y Tipo

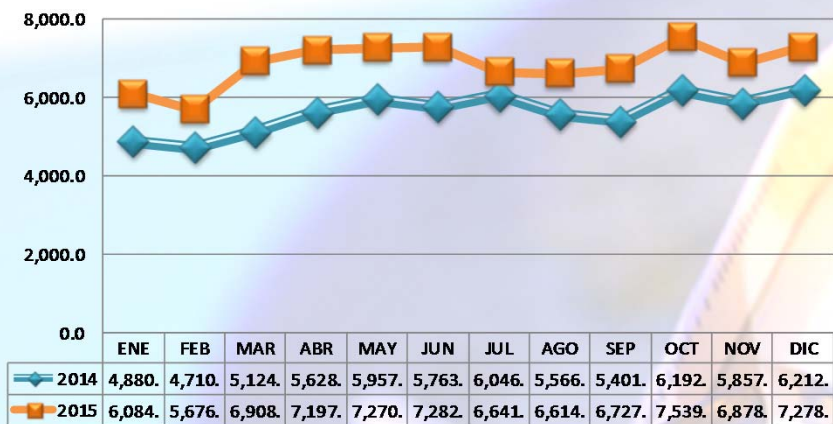
	2014						2015						Comercial (Pax) VAR. %	
	NACIONAL			INTERNACIONAL			NACIONAL			INTERNACIONAL				
	Comercial		Aviación	Comercial		Aviación	Comercial		Aviación	Comercial		Aviación		
	Pax	Carga	General	Pax	Carga	General	Pax	Carga	General	Pax	Carga	General	Nac.	Int.
ENE	21,290	542	2,231	8,134	540	31	22,851	247	2,940	8,611	555	18	7.3	5.9
FEB	19,385	440	2,593	6,995	508	18	20,638	220	2,580	7,397	536	19	6.5	5.7
MAR	21,814	479	2,896	7,833	614	21	23,175	260	3,269	8,555	593	22	6.2	9.2
ABR	21,705	450	3,131	7,867	560	21	22,896	271	2,852	8,499	535	13	5.5	8.0
MAY	23,125	392	3,068	7,875	575	25	23,291	258	2,966	8,773	640	19	0.7	11.4
JUN	21,645	337	2,575	7,792	574	22	22,375	259	2,396	8,765	589	34	3.4	12.5
JUL	23,798	309	2,674	8,567	593	31	23,893	295	3,019	9,514	620	26	0.4	11.1
AGO	23,960	248	2,777	8,446	616	24	23,925	270	2,888	9,368	613	14	-0.1	10.9
SEP	21,930	249	2,993	7,496	586	22	22,192	304	2,728	8,421	600	15	1.2	12.3
OCT	23,469	275	3,455	7,884	656	22	23,377	347	3,302	8,859	666	28	-0.4	12.4
NOV	22,625	235	3,183	7,888	640	26	22,834	315	3,463	8,760	674	23	0.9	11.1
DIC	23,292	236	3,211	8,824	598	13	23,834	378	2,990	9,680	588	21	2.3	9.7
Total	268,038	4,192	34,787	95,601	7,060	276	275,281	3,424	35,393	105,202	7,209	252	2.7	10.0



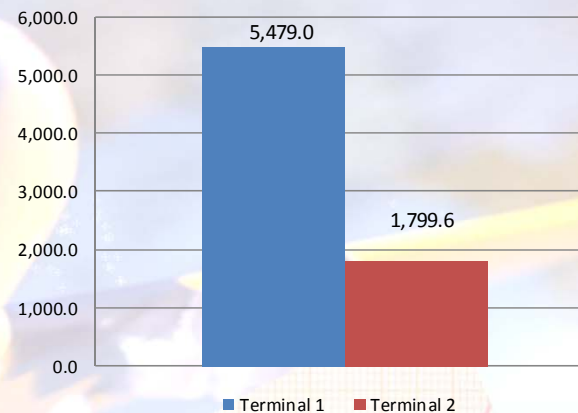
CARGA EN TONELADAS									
	2014			2015			Variación Porcentual		
	NAC	INTER	TOTAL	NAC	INTER	TOTAL	NAC	INTER	TOTAL
ENE	4,880.15	24,275.91	29,156.06	6,084.50	25,906.09	31,990.59	24.68	6.72	9.72
FEB	4,710.42	24,094.10	28,804.52	5,676.82	27,390.30	33,067.12	20.52	13.68	14.80
MAR	5,124.75	28,474.18	33,598.93	6,908.54	31,411.04	38,319.58	34.81	10.31	14.05
ABR	5,628.58	25,419.89	31,048.47	7,197.33	29,579.53	36,776.86	27.87	16.36	18.45
MAY	5,957.52	27,336.37	33,293.89	7,270.79	32,614.55	39,885.34	22.04	19.31	19.80
JUN	5,763.80	27,688.16	33,451.96	7,282.55	29,390.69	36,673.24	26.35	6.15	9.63
JUL	6,046.76	28,428.87	34,475.63	6,641.55	30,190.76	36,832.31	9.84	6.20	6.84
AGO	5,566.32	29,072.04	34,638.36	6,614.77	29,448.17	36,062.94	18.84	1.29	4.11
SEP	5,401.91	25,679.28	31,081.19	6,727.18	29,590.74	36,317.92	24.53	15.23	16.85
OCT	6,192.01	29,539.86	35,731.87	7,539.63	34,391.81	41,931.44	21.76	16.43	17.36
NOV	5,857.39	31,965.31	37,822.70	6,878.20	33,735.23	40,613.43	17.43	5.54	7.38
DIC	6,212.24	29,240.65	35,452.89	7,278.56	31,165.78	38,444.34	17.16	6.58	8.44
Total	67,341.85	331,214.62	398,556.47	82,100.42	364,814.69	446,915.11	21.92	10.14	12.13



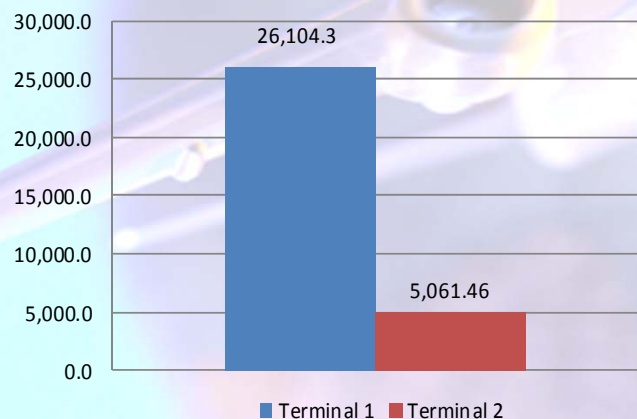
Carga Nacional (Toneladas)



Carga Nacional



Carga Internacional



Diciembre 2015

Diciembre 2015

Carga Internacional (Toneladas)

