



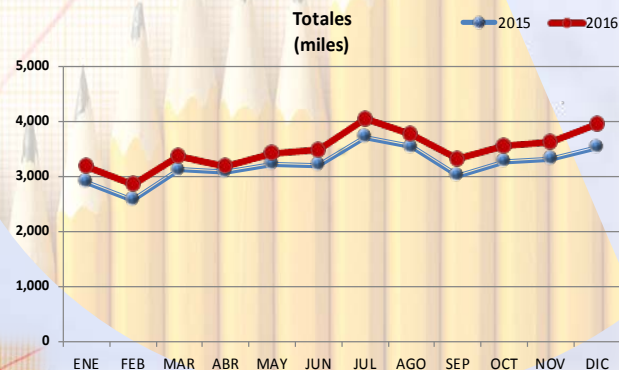
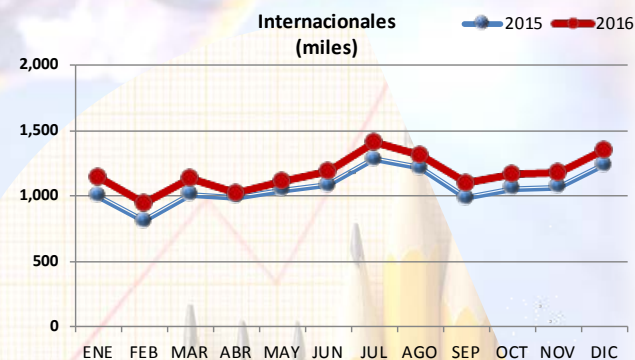
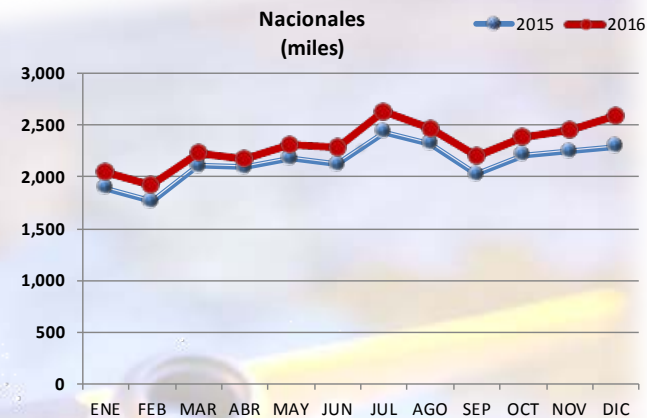
Movimiento Operacional Pasajeros

Pasajeros

	2015			2016			VAR. %		
	NAL	INT	Total	NAL	INT	Total	NAL	INT	Total
ENE	1,893,323	1,000,477	2,893,800	2,042,278	1,146,908	3,189,186	7.9	14.6	10.2
FEB	1,763,475	805,988	2,569,463	1,916,392	943,904	2,860,296	8.7	17.1	11.3
MAR	2,108,953	1,007,997	3,116,950	2,228,391	1,128,446	3,356,837	5.7	11.9	7.7
ABR	2,094,765	985,724	3,080,489	2,169,737	1,018,704	3,188,441	3.6	3.3	3.5
MAY	2,174,191	1,043,699	3,217,890	2,309,229	1,111,301	3,420,530	6.2	6.5	6.3
JUN	2,117,281	1,082,002	3,199,283	2,285,811	1,191,882	3,477,693	8.0	10.2	8.7
JUL	2,432,123	1,278,519	3,710,642	2,627,628	1,406,212	4,033,840	8.0	10.0	8.7
AGO	2,317,500	1,214,291	3,531,791	2,464,944	1,306,071	3,771,015	6.4	7.6	6.8
SEP	2,025,041	984,372	3,009,413	2,204,456	1,105,421	3,309,877	8.9	12.3	10.0
OCT	2,210,263	1,055,171	3,265,434	2,376,996	1,169,200	3,546,196	7.5	10.8	8.6
NOV	2,243,446	1,066,251	3,309,697	2,446,460	1,172,549	3,619,009	9.0	10.0	9.3
DIC	2,294,195	1,233,965	3,528,160	2,581,849	1,355,485	3,937,334	12.5	9.8	11.6
Total	25,674,556	12,758,456	38,433,012	27,654,171	14,056,083	41,710,254	7.7	10.2	8.5

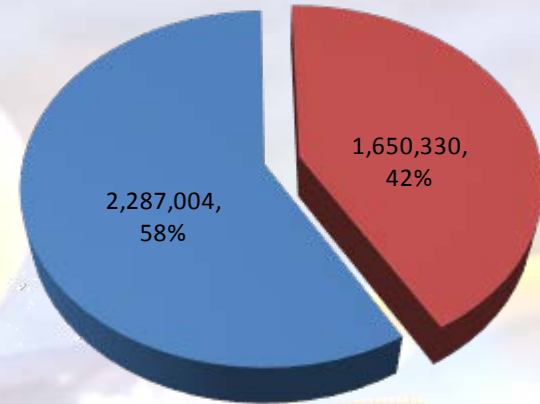
Notas

- Febrero presenta un incremento de 11.3 puntos porcentuales respecto al mismo mes del año anterior, debiendo considerar que 2016 es año bisiesto.
- En diciembre se atendieron en promedio 127,011 pasajeros diarios, de los cuales 66% correspondieron a pasajeros con origen o destino nacional y 34% internacional.



	Terminal 1					Terminal 2					Totales				
	Nacional		Internacional		Total	Nacional		Internacional		Total	Nacional		Internacional		Total
	Llegadas	salidas	Llegadas	salidas		Llegadas	salidas	Llegadas	salidas		Llegadas	salidas	Llegadas	salidas	
Ene	601,228	575,217	297,520	297,048	1,771,013	445,182	420,651	276,085	276,255	1,418,173	1,046,410	995,868	573,605	573,303	3,189,186
Feb	544,764	536,391	250,027	241,995	1,573,177	420,518	414,719	226,776	225,106	1,287,119	965,282	951,110	476,803	467,101	2,860,296
Mar	627,368	652,536	288,466	308,371	1,876,741	472,482	476,005	255,026	276,583	1,480,096	1,099,850	1,128,541	543,492	584,954	3,356,837
Abr	607,440	607,641	265,673	263,748	1,744,502	480,163	474,493	243,453	245,830	1,443,939	1,087,603	1,082,134	509,126	509,578	3,188,441
May	650,254	657,182	278,818	286,758	1,873,012	504,586	497,207	271,197	274,528	1,547,518	1,154,840	1,154,389	550,015	561,286	3,420,530
Jun	654,873	661,496	315,421	302,408	1,934,198	484,644	484,798	288,764	285,289	1,543,495	1,139,517	1,146,294	604,185	587,697	3,477,693
Jul	768,492	779,928	362,311	379,287	2,290,018	538,390	540,818	326,113	338,501	1,743,822	1,306,882	1,320,746	688,424	717,788	4,033,840
Ago	725,643	724,185	343,349	333,053	2,126,230	516,494	498,622	319,920	309,749	1,644,785	1,242,137	1,222,807	663,269	642,802	3,771,015
Sep	635,656	642,562	282,978	291,405	1,852,601	465,820	460,418	264,104	266,934	1,457,276	1,101,476	1,102,980	547,082	558,339	3,309,877
Oct	679,298	694,638	317,215	292,529	1,983,680	498,776	504,284	288,324	271,132	1,562,516	1,178,074	1,198,922	605,539	563,661	3,546,196
Nov	719,621	723,678	321,948	301,360	2,066,607	505,756	497,405	279,811	269,430	1,552,402	1,225,377	1,221,083	601,759	570,790	3,619,009
Dic	766,064	794,014	379,057	347,869	2,287,004	496,109	525,662	323,788	304,771	1,650,330	1,262,173	1,319,676	702,845	652,640	3,937,334
Total	7,980,701	8,049,468	3,702,783	3,645,831	23,378,783	5,828,920	5,795,082	3,363,361	3,344,108	18,331,471	13,809,621	13,844,550	7,066,144	6,989,939	41,710,254

Terminal 1

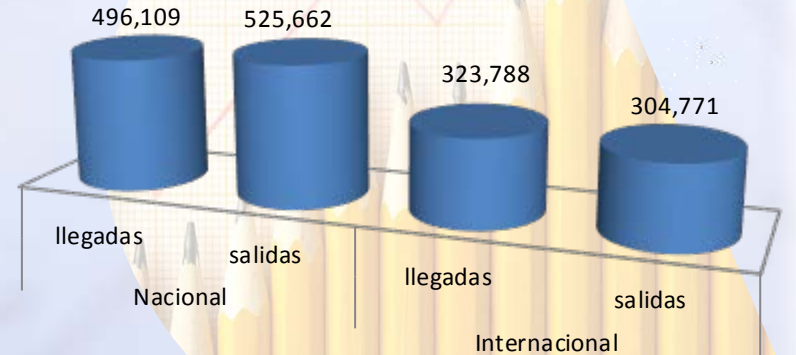


■ Terminal 1 ■ Terminal 2

Pasajeros Totales

	Nacional		Internacional		Total
	Llegadas	salidas	Llegadas	salidas	
Ene	1,046,410	995,868	573,605	573,303	3,189,186
Feb	965,282	951,110	476,803	467,101	2,860,296
Mar	1,099,850	1,128,541	543,492	584,954	3,356,837
Abr	1,087,603	1,082,134	509,126	509,578	3,188,441
May	1,154,840	1,154,389	550,015	561,286	3,420,530
Jun	1,139,517	1,146,294	604,185	587,697	3,477,693
Jul	1,306,882	1,320,746	688,424	717,788	4,033,840
Ago	1,242,137	1,222,807	663,269	642,802	3,771,015
Sep	1,101,476	1,102,980	547,082	558,339	3,309,877
Oct	1,178,074	1,198,922	605,539	563,661	3,546,196
Nov	1,225,377	1,221,083	601,759	570,790	3,619,009
Dic	1,262,173	1,319,676	702,845	652,640	3,937,334
Total	13,809,621	13,844,550	7,066,144	6,989,939	41,710,254

Terminal 2



Diciembre 2016

	Nacional		2015 Internacional		Total	Nacional		2016 Internacional		Total	Variación Porcentual				
	Llegadas	salidas	Llegadas	salidas		Llegadas	salidas	Llegadas	salidas		Total	Nacional Llegadas	Nacional salidas	Internacional Llegadas	Internacional salidas
Ene	971,575	921,748	502,674	497,803	2,893,800	1,046,410	995,868	573,605	573,303	3,189,186	7.70	8.04	14.11	15.17	10.21
Feb	885,805	877,670	408,436	397,552	2,569,463	965,282	951,110	476,803	467,101	2,860,296	8.97	8.37	16.74	17.49	11.32
Mar	1,040,745	1,068,208	472,704	535,293	3,116,950	1,099,850	1,128,541	543,492	584,954	3,356,837	5.68	5.65	14.98	9.28	7.70
Abr	1,056,941	1,037,824	497,283	488,441	3,080,489	1,087,603	1,082,134	509,126	509,578	3,188,441	2.90	4.27	2.38	4.33	3.50
May	1,091,483	1,082,708	516,399	527,300	3,217,890	1,154,840	1,154,389	550,015	561,286	3,420,530	5.80	6.62	6.51	6.45	6.30
Jun	1,056,016	1,061,265	552,932	529,070	3,199,283	1,139,517	1,146,294	604,185	587,697	3,477,693	7.91	8.01	9.27	11.08	8.70
Jul	1,203,934	1,228,189	617,552	660,967	3,710,642	1,306,882	1,320,746	688,424	717,788	4,033,840	8.55	7.54	11.48	8.60	8.71
Ago	1,171,638	1,145,862	616,193	598,098	3,531,791	1,242,137	1,222,807	663,269	642,802	3,771,015	6.02	6.72	7.64	7.47	6.77
Sep	1,010,210	1,014,831	487,273	497,099	3,009,413	1,101,476	1,102,980	547,082	558,339	3,309,877	9.03	8.69	12.27	12.32	9.98
Oct	1,098,020	1,112,243	546,062	509,109	3,265,434	1,178,074	1,198,922	605,539	563,661	3,546,196	7.29	7.79	10.89	10.72	8.60
Nov	1,117,690	1,125,756	545,301	520,950	3,309,697	1,225,377	1,221,083	601,759	570,790	3,619,009	9.63	8.47	10.35	9.57	9.35
Dic	1,108,654	1,185,541	633,555	600,410	3,528,160	1,262,173	1,319,676	702,845	652,640	3,937,334	13.85	11.31	10.94	8.70	11.60
Total	12,812,711	12,861,845	6,396,364	6,362,092	38,433,012	13,809,621	13,844,550	7,066,144	6,989,939	41,710,254	7.78	7.64	10.47	9.87	8.53

Nota: Febrero presenta un incremento de 11.3 puntos porcentuales respecto al mismo mes del año anterior, debiendo considerar que 2016 es año bisiesto.



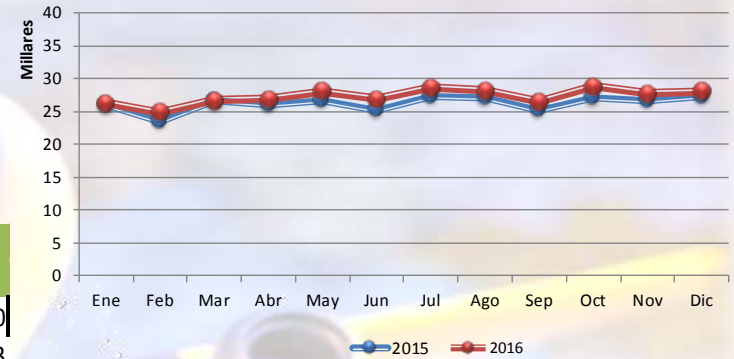


Operaciones (vuelos)

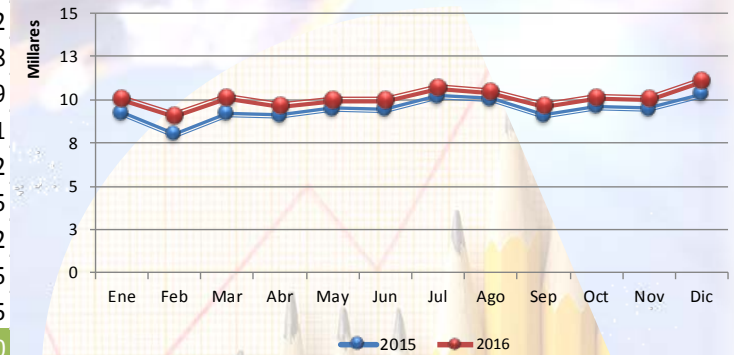
	2015			2016			VAR. %		
	NAL	INT	Total	NAL	INT	Total	NAL	INT	Total
ENE	26,038	9,184	35,222	26,250	10,035	36,285	0.8	9.3	3.0
FEB	23,438	7,952	31,390	24,888	9,101	33,989	6.2	14.4	8.3
MAR	26,704	9,170	35,874	26,619	10,118	36,737	-0.3	10.3	2.4
ABR	26,019	9,047	35,066	26,848	9,681	36,529	3.2	7.0	4.2
MAY	26,515	9,432	35,947	28,081	9,948	38,029	5.9	5.5	5.8
JUN	25,030	9,388	34,418	26,838	9,949	36,787	7.2	6.0	6.9
JUL	27,207	10,160	37,367	28,596	10,692	39,288	5.1	5.2	5.1
AGO	27,083	9,995	37,078	28,186	10,438	38,624	4.1	4.4	4.2
SEP	25,224	9,036	34,260	26,489	9,663	36,152	5.0	6.9	5.5
OCT	27,026	9,553	36,579	28,747	10,103	38,850	6.4	5.8	6.2
NOV	26,612	9,457	36,069	27,683	10,019	37,702	4.0	5.9	4.5
DIC	27,202	10,289	37,491	28,051	11,127	39,178	3.1	8.1	4.5
Total	314,098	112,663	426,761	327,276	120,874	448,150	4.2	7.3	5.0

Nota: Febrero presenta un incremento de 8.3 puntos porcentuales respecto al mismo mes del año anterior, debiendo considerar que 2016 es año bisiesto.

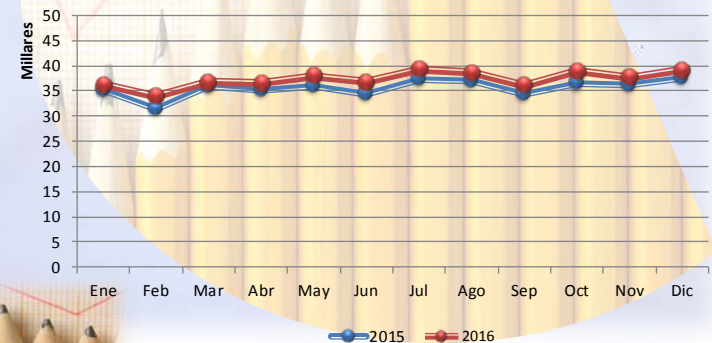
Nacionales



Internacionales



Totales



Vuelos Comerciales

	2015					2016					Variación Porcentual				
	Nacional		Internacional		Total	Nacional		Internacional		Total	Nacional		Internacional		Total
	Llegadas	Salidas	Llegadas	Salidas		Llegadas	Salidas	Llegadas	Salidas		Llegadas	Salidas	Llegadas	Salidas	
Ene	11,535	11,563	4,585	4,581	32,264	11,646	11,649	4,994	5,014	33,303	1.0	0.7	8.9	9.5	3.2
Feb	10,429	10,429	3,966	3,967	28,791	10,769	10,756	4,517	4,527	30,569	3.3	3.1	13.9	14.1	6.2
Mar	11,719	11,716	4,576	4,572	32,583	11,976	11,969	5,029	5,046	34,020	2.2	2.2	9.9	10.4	4.4
Abr	11,569	11,598	4,523	4,511	32,201	11,811	11,788	4,813	4,824	33,236	2.1	1.6	6.4	6.9	3.2
May	11,769	11,780	4,718	4,695	32,962	12,238	12,213	4,949	4,971	34,371	4.0	3.7	4.9	5.9	4.3
Jun	11,320	11,314	4,676	4,678	31,988	11,876	11,856	4,935	4,972	33,639	4.9	4.8	5.5	6.3	5.2
Jul	12,084	12,104	5,071	5,063	34,322	12,627	12,606	5,308	5,327	35,868	4.5	4.1	4.7	5.2	4.5
Ago	12,106	12,089	4,992	4,989	34,176	12,673	12,642	5,198	5,209	35,722	4.7	4.6	4.1	4.4	4.5
Sep	11,257	11,239	4,505	4,516	31,517	11,798	11,788	4,798	4,819	33,203	4.8	4.9	6.5	6.7	5.3
Oct	11,867	11,857	4,769	4,756	33,249	12,555	12,512	5,009	5,032	35,108	5.8	5.5	5.0	5.8	5.6
Nov	11,564	11,585	4,712	4,722	32,583	12,444	12,425	4,978	4,995	34,842	7.6	7.3	5.6	5.8	6.9
Dic	12,124	12,088	5,141	5,127	34,480	12,589	12,559	5,548	5,548	36,244	3.8	3.9	7.9	8.2	5.1
Subtotal	139,343	139,362	56,234	56,177	391,116	145,002	144,763	60,076	60,284	410,125	4.1	3.9	6.8	7.3	4.9

NO INCLUYE AVIACION GENERAL

Vuelos por Origen y Tipo

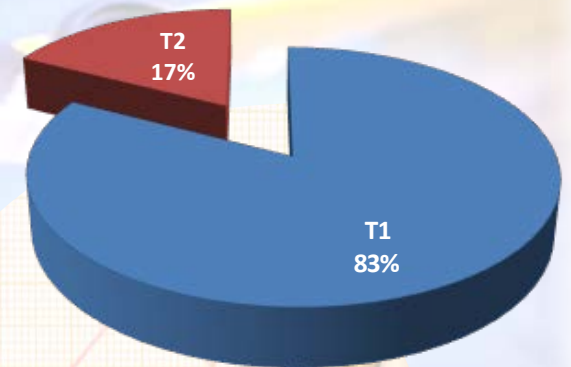
	2015						2016						Comercial (Pax) VAR. %		
	NACIONAL			INTERNACIONAL			NACIONAL			INTERNACIONAL					
	Comercial		Aviación	Comercial		Aviación	Comercial		Aviación	Comercial		Aviación	Nac.		Int.
	Pax	Carga	General	Pax	Carga	General	Pax	Carga	General	Pax	Carga	General			
ENE	22,851	247	2,940	8,611	555	18	22,985	310	2,955	9,443	565	27	0.6	9.7	
FEB	20,638	220	2,580	7,397	536	19	21,175	350	3,363	8,460	584	57	2.6	14.4	
MAR	23,175	260	3,269	8,555	593	22	23,552	393	2,674	9,465	610	43	1.6	10.6	
ABR	22,896	271	2,852	8,499	535	13	23,253	346	3,249	9,036	601	44	1.6	6.3	
MAY	23,291	258	2,966	8,773	640	19	24,082	369	3,630	9,294	626	28	3.4	5.9	
JUN	22,375	259	2,396	8,765	589	34	23,362	370	3,106	9,305	602	42	4.4	6.2	
JUL	23,893	295	3,019	9,514	620	26	24,840	393	3,363	10,018	617	57	4.0	5.3	
AGO	23,925	270	2,888	9,368	613	14	24,963	352	2,871	9,817	590	31	4.3	4.8	
SEP	22,192	304	2,728	8,421	600	15	23,241	345	2,903	9,002	615	46	4.7	6.9	
OCT	23,377	347	3,302	8,859	666	28	24,685	382	3,680	9,376	665	62	5.6	5.8	
NOV	22,834	315	3,463	8,760	674	23	24,503	366	2,814	9,300	673	46	7.3	6.2	
DIC*	23,834	378	2,990	9,680	588	21	24,771	377	2,903	10,473	623	31	3.9	8.2	
Total	275,281	3,424	35,393	105,202	7,209	252	285,412	4,353	37,511	112,989	7,371	514	3.7	7.4	

Nota: Febrero presenta un incremento respecto al mismo mes del año anterior, debiendo considerar que 2016 es año bisiesto.

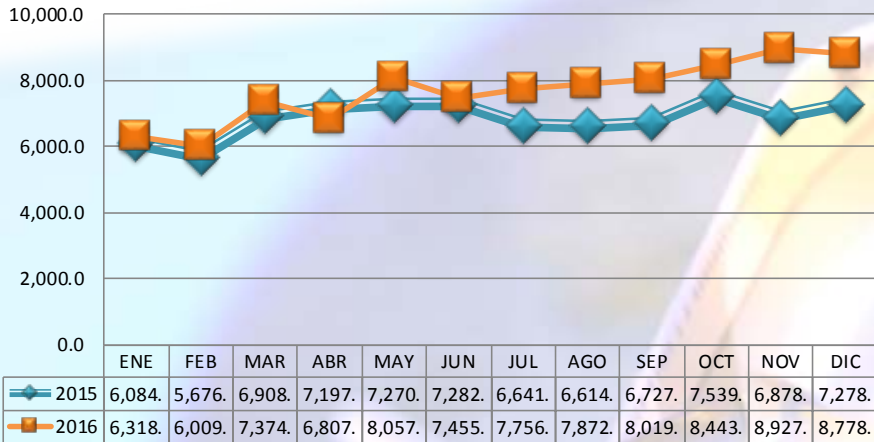


Carga Transportada (Toneladas)

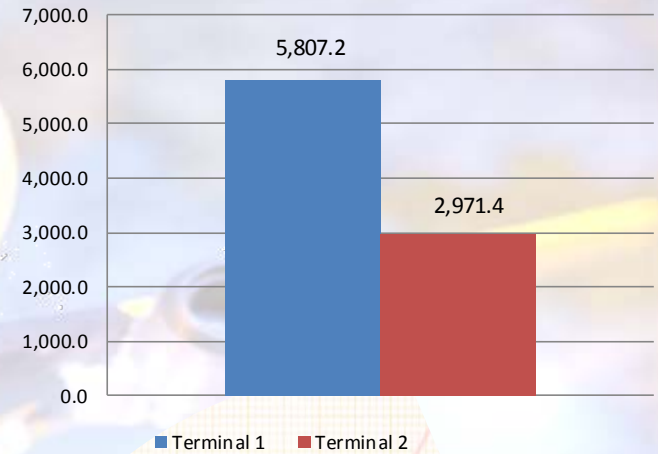
	2015			2016			Variación Porcentual		
	NAC	INTER	TOTAL	NAC	INTER	TOTAL	NAC	INTER	TOTAL
ENE	6,084.50	25,906.09	31,990.59	6,318.32	29,362.01	35,680.33	3.84	13.34	11.53
FEB	5,676.82	27,390.30	33,067.12	6,009.49	33,724.63	39,734.12	5.86	23.13	20.16
MAR	6,908.54	31,411.04	38,319.58	7,374.39	31,311.69	38,686.08	6.74	-0.32	0.96
ABR	7,197.33	29,579.53	36,776.86	6,807.91	32,070.51	38,878.42	-5.41	8.42	5.71
MAY	7,270.79	32,614.55	39,885.34	8,057.19	31,668.96	39,726.15	10.82	-2.90	-0.40
JUN	7,282.55	29,390.69	36,673.24	7,455.72	31,491.57	38,947.29	2.38	7.15	6.20
JUL	6,641.55	30,190.76	36,832.31	7,756.51	33,285.23	41,041.74	16.79	10.25	11.43
AGO	6,614.77	29,448.17	36,062.94	7,872.10	30,056.06	37,928.16	19.01	2.06	5.17
SEP	6,727.18	29,590.74	36,317.92	8,019.06	32,948.67	40,967.73	19.20	11.35	12.80
OCT	7,539.63	34,391.81	41,931.44	8,443.32	36,931.95	45,375.27	11.99	7.39	8.21
NOV	6,878.20	33,735.23	40,613.43	8,927.44	35,002.41	43,929.85	29.79	3.76	8.17
DIC	7,278.56	31,165.78	38,444.34	8,778.55	33,759.71	42,538.26	20.61	8.32	10.65
Subtotal	82,100.42	364,814.69	446,915.11	91,820.00	391,613.40	483,433.40	11.84	7.35	8.17



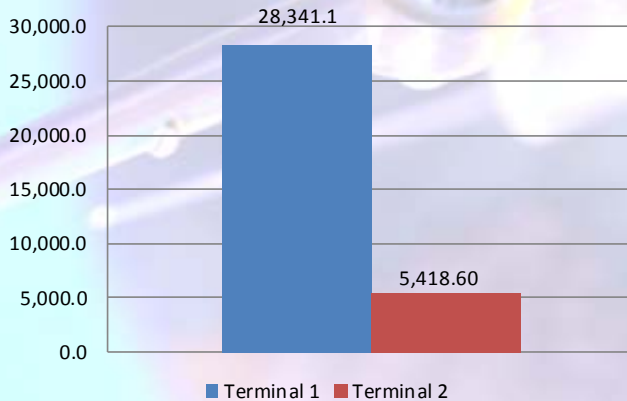
Carga Nacional (Toneladas)



Carga Nacional



Carga Internacional



Diciembre 2016

Carga Internacional (Toneladas)

