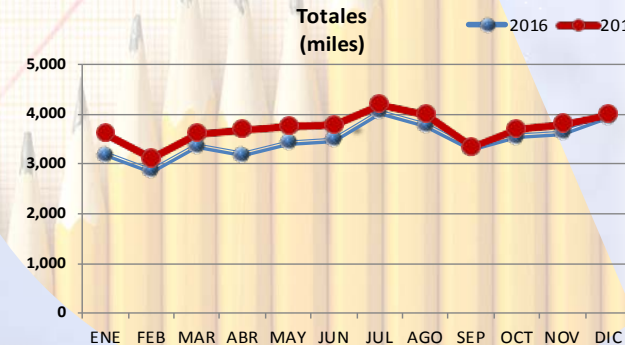
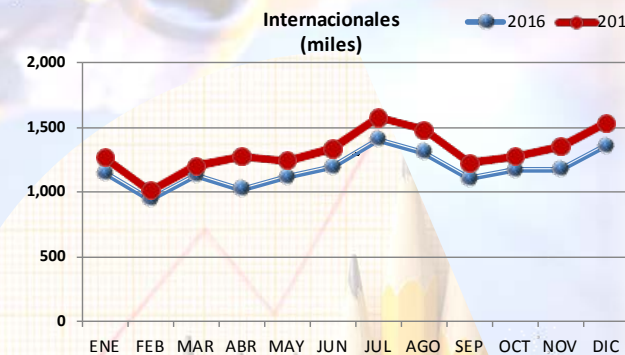
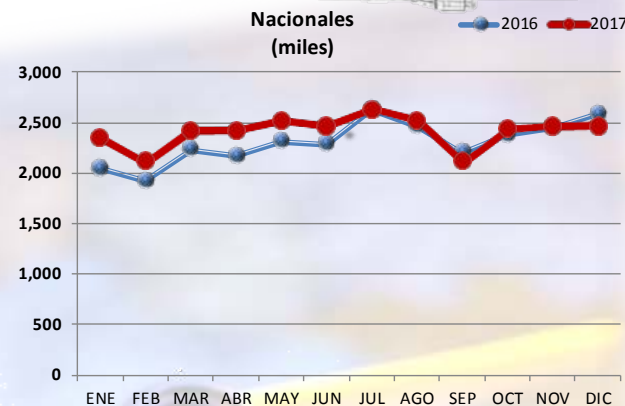




Movimiento Operacional Pasajeros

Pasajeros

| | 2016 | | | 2017 | | | VAR. % | | |
|--------------|-------------------|-------------------|-------------------|-------------------|-------------------|-------------------|------------|-------------|------------|
| | NAL | INT | Total | NAL | INT | Total | NAL | INT | Total |
| ENE | 2,042,278 | 1,146,908 | 3,189,186 | 2,350,477 | 1,263,032 | 3,613,509 | 15.1 | 10.1 | 13.3 |
| FEB | 1,916,392 | 943,904 | 2,860,296 | 2,115,415 | 1,016,715 | 3,132,130 | 10.4 | 7.7 | 9.5 |
| MAR | 2,228,391 | 1,128,446 | 3,356,837 | 2,420,395 | 1,199,502 | 3,619,897 | 8.6 | 6.3 | 7.8 |
| ABR | 2,169,737 | 1,018,704 | 3,188,441 | 2,430,948 | 1,274,541 | 3,705,489 | 12.0 | 25.1 | 16.2 |
| MAY | 2,309,229 | 1,111,301 | 3,420,530 | 2,523,577 | 1,239,106 | 3,762,683 | 9.3 | 11.5 | 10.0 |
| JUN | 2,285,811 | 1,191,882 | 3,477,693 | 2,472,205 | 1,332,941 | 3,805,146 | 8.2 | 11.8 | 9.4 |
| JUL | 2,627,628 | 1,406,212 | 4,033,840 | 2,638,665 | 1,572,666 | 4,211,331 | 0.4 | 11.8 | 4.4 |
| AGO | 2,464,944 | 1,306,071 | 3,771,015 | 2,526,005 | 1,478,356 | 4,004,361 | 2.5 | 13.2 | 6.2 |
| SEP | 2,204,456 | 1,105,421 | 3,309,877 | 2,121,745 | 1,225,712 | 3,347,457 | -3.8 | 10.9 | 1.1 |
| OCT | 2,376,996 | 1,169,200 | 3,546,196 | 2,444,206 | 1,273,064 | 3,717,270 | 2.8 | 8.9 | 4.8 |
| NOV | 2,446,460 | 1,172,549 | 3,619,009 | 2,461,475 | 1,347,917 | 3,809,392 | 0.6 | 15.0 | 5.3 |
| DIC | 2,581,849 | 1,355,485 | 3,937,334 | 2,473,950 | 1,529,803 | 4,003,753 | -4.2 | 12.9 | 1.7 |
| Total | 27,654,171 | 14,056,083 | 41,710,254 | 28,979,063 | 15,753,355 | 44,732,418 | 4.8 | 12.1 | 7.2 |



Notas:


-Septiembre: El decremento de viajeros respecto del mes anterior, obedece al sismo registrado en la Ciudad de México (19/09/17).

-Abril: El incremento de poco más de 16 puntos porcentuales respecto al año anterior, se debe al periodo de vacaciones (08 al 23 de abril) y que en 2016 fue del 19 de marzo al 03 de abril.

Febrero: Presentó un incremento de 9.5 puntos porcentuales respecto al mismo mes del año anterior, debiendo considerar que 2016 fue año bisiesto.

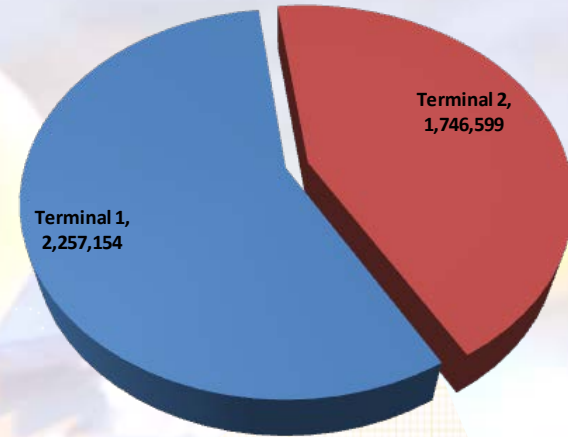
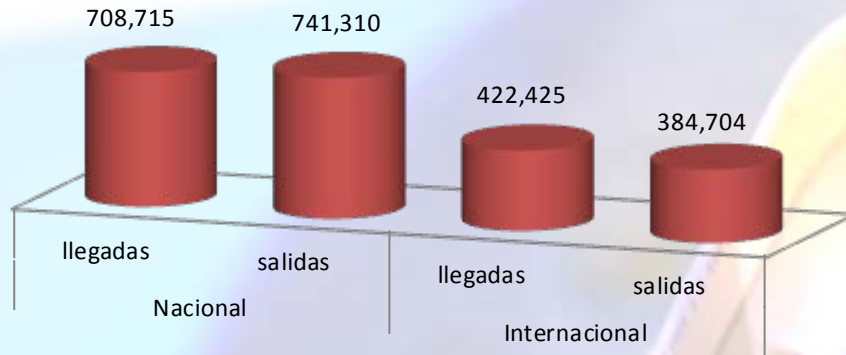


| | Nacional | | 2016 | | Total | Nacional | | 2017 | | Total | Variación Porcentual | | | | Total |
|--------------|-------------------|-------------------|------------------|------------------|-------------------|-------------------|-------------------|------------------|------------------|-------------------|----------------------|---------------|-------------|-------------|------------|
| | llegadas | salidas | llegadas | salidas | | llegadas | salidas | llegadas | salidas | | Nacional | Internacional | llegadas | salidas | |
| Ene | 1,046,410 | 995,868 | 573,605 | 573,303 | 3,189,186 | 1,210,366 | 1,140,111 | 632,826 | 630,206 | 3,613,509 | 15.7 | 14.5 | 10.3 | 9.9 | 13.3 |
| Feb | 965,282 | 951,110 | 476,803 | 467,101 | 2,860,296 | 1,060,948 | 1,054,467 | 509,349 | 507,366 | 3,132,130 | 9.9 | 10.9 | 6.8 | 8.6 | 9.5 |
| Mar | 1,099,850 | 1,128,541 | 543,492 | 584,954 | 3,356,837 | 1,209,717 | 1,210,678 | 585,817 | 613,685 | 3,619,897 | 10.0 | 7.3 | 7.8 | 4.9 | 7.8 |
| Abr | 1,087,603 | 1,082,134 | 509,126 | 509,578 | 3,188,441 | 1,211,520 | 1,219,428 | 619,156 | 655,385 | 3,705,489 | 11.4 | 12.7 | 21.6 | 28.6 | 16.2 |
| May | 1,154,840 | 1,154,389 | 550,015 | 561,286 | 3,420,530 | 1,264,514 | 1,259,063 | 617,521 | 621,585 | 3,762,683 | 9.5 | 9.1 | 12.3 | 10.7 | 10.0 |
| Jun | 1,139,517 | 1,146,294 | 604,185 | 587,697 | 3,477,693 | 1,228,498 | 1,243,707 | 678,508 | 654,433 | 3,805,146 | 7.8 | 8.5 | 12.3 | 11.4 | 9.4 |
| Jul | 1,306,882 | 1,320,746 | 688,424 | 717,788 | 4,033,840 | 1,309,385 | 1,329,280 | 774,912 | 797,754 | 4,211,331 | 0.2 | 0.6 | 12.6 | 11.1 | 4.4 |
| Ago | 1,242,137 | 1,222,807 | 663,269 | 642,802 | 3,771,015 | 1,269,402 | 1,256,603 | 744,942 | 733,414 | 4,004,361 | 2.2 | 2.8 | 12.3 | 14.1 | 6.2 |
| Sep | 1,101,476 | 1,102,980 | 547,082 | 558,339 | 3,309,877 | 1,056,353 | 1,065,392 | 603,695 | 622,017 | 3,347,457 | -4.1 | -3.4 | 10.3 | 11.4 | 1.1 |
| Oct | 1,178,074 | 1,198,922 | 605,539 | 563,661 | 3,546,196 | 1,207,782 | 1,236,424 | 668,784 | 604,280 | 3,717,270 | 2.5 | 3.1 | 10.4 | 7.2 | 4.8 |
| Nov | 1,225,377 | 1,221,083 | 601,759 | 570,790 | 3,619,009 | 1,221,087 | 1,240,388 | 692,214 | 655,703 | 3,809,392 | -0.4 | 1.6 | 15.0 | 14.9 | 5.3 |
| Dic | 1,262,173 | 1,319,676 | 702,845 | 652,640 | 3,937,334 | 1,201,400 | 1,272,550 | 797,350 | 732,453 | 4,003,753 | -4.8 | -3.6 | 13.4 | 12.2 | 1.7 |
| Total | 13,809,621 | 13,844,550 | 7,066,144 | 6,989,939 | 41,710,254 | 14,450,972 | 14,528,091 | 7,925,074 | 7,828,281 | 44,732,418 | 4.6 | 4.9 | 12.2 | 12.0 | 7.2 |



| | Terminal 1 | | | | | Terminal 2 | | | | | Totales | | | | |
|--------------|------------------|------------------|------------------|------------------|-------------------|------------------|------------------|------------------|------------------|-------------------|-------------------|-------------------|------------------|------------------|-------------------|
| | Nacional | | Internacional | | Total | Nacional | | Internacional | | Total | Nacional | | Internacional | | Total |
| | Llegadas | salidas | Llegadas | salidas | | Llegadas | salidas | Llegadas | salidas | | Llegadas | salidas | Llegadas | salidas | |
| Ene | 719,425 | 681,979 | 328,234 | 327,618 | 2,057,256 | 490,941 | 458,132 | 304,592 | 302,588 | 1,556,253 | 1,210,366 | 1,140,111 | 632,826 | 630,206 | 3,613,509 |
| Feb | 613,336 | 613,187 | 260,995 | 256,652 | 1,744,170 | 447,612 | 441,280 | 248,354 | 250,714 | 1,387,960 | 1,060,948 | 1,054,467 | 509,349 | 507,366 | 3,132,130 |
| Mar | 705,298 | 717,069 | 305,283 | 316,921 | 2,044,571 | 504,419 | 493,609 | 280,534 | 296,764 | 1,575,326 | 1,209,717 | 1,210,678 | 585,817 | 613,685 | 3,619,897 |
| Abr | 709,522 | 724,274 | 316,682 | 336,942 | 2,087,420 | 501,998 | 495,154 | 302,474 | 318,443 | 1,618,069 | 1,211,520 | 1,219,428 | 619,156 | 655,385 | 3,705,489 |
| May | 738,014 | 737,533 | 320,346 | 323,289 | 2,119,182 | 526,500 | 521,530 | 297,175 | 298,296 | 1,643,501 | 1,264,514 | 1,259,063 | 617,521 | 621,585 | 3,762,683 |
| Jun | 708,986 | 718,435 | 354,698 | 335,437 | 2,117,556 | 519,512 | 525,272 | 323,810 | 318,996 | 1,687,590 | 1,228,498 | 1,243,707 | 678,508 | 654,433 | 3,805,146 |
| Jul | 755,631 | 772,953 | 401,123 | 414,848 | 2,344,555 | 553,754 | 556,327 | 373,789 | 382,906 | 1,866,776 | 1,309,385 | 1,329,280 | 774,912 | 797,754 | 4,211,331 |
| Ago | 733,987 | 735,374 | 376,369 | 378,980 | 2,224,710 | 535,415 | 521,229 | 368,573 | 354,434 | 1,779,651 | 1,269,402 | 1,256,603 | 744,942 | 733,414 | 4,004,361 |
| Sep | 606,154 | 614,549 | 302,642 | 318,744 | 1,842,089 | 450,199 | 450,843 | 301,053 | 303,273 | 1,505,368 | 1,056,353 | 1,065,392 | 603,695 | 622,017 | 3,347,457 |
| Oct | 686,887 | 702,117 | 342,394 | 307,213 | 2,038,611 | 520,895 | 534,307 | 326,390 | 297,067 | 1,678,659 | 1,207,782 | 1,236,424 | 668,784 | 604,280 | 3,717,270 |
| Nov | 714,138 | 725,165 | 355,813 | 336,202 | 2,131,318 | 506,949 | 515,223 | 336,401 | 319,501 | 1,678,074 | 1,221,087 | 1,240,388 | 692,214 | 655,703 | 3,809,392 |
| Dic | 708,715 | 741,310 | 422,425 | 384,704 | 2,257,154 | 492,685 | 531,240 | 374,925 | 347,749 | 1,746,599 | 1,201,400 | 1,272,550 | 797,350 | 732,453 | 4,003,753 |
| Total | 8,400,093 | 8,483,945 | 4,087,004 | 4,037,550 | 25,008,592 | 6,050,879 | 6,044,146 | 3,838,070 | 3,790,731 | 19,723,826 | 14,450,972 | 14,528,091 | 7,925,074 | 7,828,281 | 44,732,418 |

Terminal 1



Pasajeros Totales

| | Nacional | | Internacional | | Total |
|--------------|-------------------|-------------------|------------------|------------------|-------------------|
| | llegadas | salidas | llegadas | salidas | |
| Ene | 1,210,366 | 1,140,111 | 632,826 | 630,206 | 3,613,509 |
| Feb | 1,060,948 | 1,054,467 | 509,349 | 507,366 | 3,132,130 |
| Mar | 1,209,717 | 1,210,678 | 585,817 | 613,685 | 3,619,897 |
| Abr | 1,211,520 | 1,219,428 | 619,156 | 655,385 | 3,705,489 |
| May | 1,264,514 | 1,259,063 | 617,521 | 621,585 | 3,762,683 |
| Jun | 1,228,498 | 1,243,707 | 678,508 | 654,433 | 3,805,146 |
| Jul | 1,309,385 | 1,329,280 | 774,912 | 797,754 | 4,211,331 |
| Ago | 1,269,402 | 1,256,603 | 744,942 | 733,414 | 4,004,361 |
| Sep | 1,056,353 | 1,065,392 | 603,695 | 622,017 | 3,347,457 |
| Oct | 1,207,782 | 1,236,424 | 668,784 | 604,280 | 3,717,270 |
| Nov | 1,221,087 | 1,240,388 | 692,214 | 655,703 | 3,809,392 |
| Dic | 1,201,400 | 1,272,550 | 797,350 | 732,453 | 4,003,753 |
| Total | 14,450,972 | 14,528,091 | 7,925,074 | 7,828,281 | 44,732,418 |

Terminal 2



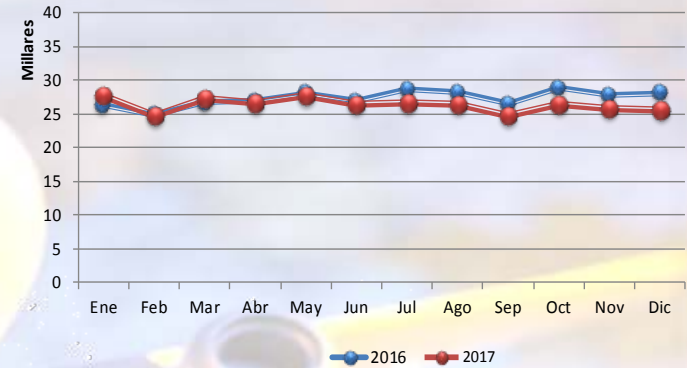
Operaciones (vuelos)

| | 2016 | | | 2017 | | | VAR. % | | |
|--------------|----------------|----------------|----------------|----------------|----------------|----------------|-------------|-------------|------------|
| | NAL | INT | Total | NAL | INT | Total | NAL | INT | Total |
| ENE | 26,250 | 10,035 | 36,285 | 27,631 | 10,794 | 38,425 | 5.3 | 7.6 | 5.9 |
| FEB | 24,888 | 9,101 | 33,989 | 24,649 | 9,590 | 34,239 | -1.0 | 5.4 | 0.7 |
| MAR | 26,619 | 10,118 | 36,737 | 27,190 | 10,812 | 38,002 | 2.1 | 6.9 | 3.4 |
| ABR | 26,848 | 9,681 | 36,529 | 26,578 | 10,897 | 37,475 | -1.0 | 12.6 | 2.6 |
| MAY | 28,081 | 9,948 | 38,029 | 27,757 | 10,963 | 38,720 | -1.2 | 10.2 | 1.8 |
| JUN | 26,838 | 9,949 | 36,787 | 26,320 | 10,985 | 37,305 | -1.9 | 10.4 | 1.4 |
| JUL | 28,596 | 10,692 | 39,288 | 26,632 | 11,846 | 38,478 | -6.9 | 10.8 | -2.1 |
| AGO | 28,186 | 10,438 | 38,624 | 26,399 | 11,656 | 38,055 | -6.3 | 11.7 | -1.5 |
| SEP | 26,489 | 9,663 | 36,152 | 24,635 | 10,924 | 35,559 | -7.0 | 13.0 | -1.6 |
| OCT | 28,747 | 10,103 | 38,850 | 26,346 | 11,493 | 37,839 | -8.4 | 13.8 | -2.6 |
| NOV | 27,683 | 10,019 | 37,702 | 25,682 | 11,644 | 37,326 | -7.2 | 16.2 | -1.0 |
| DIC | 28,051 | 11,127 | 39,178 | 25,590 | 12,651 | 38,241 | -8.8 | 13.7 | -2.4 |
| Total | 327,276 | 120,874 | 448,150 | 315,409 | 134,255 | 449,664 | -3.6 | 11.1 | 0.3 |

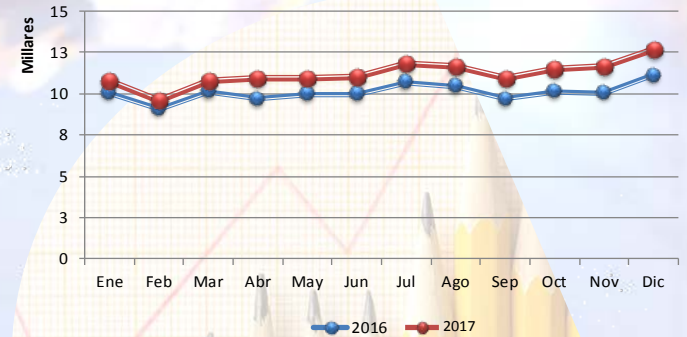
Notas:

- Septiembre: Afectación en las operaciones derivado del sismo en la Ciudad de México (19/09/17).
- Julio: El decremento obedece a la disminución de 985 operaciones de Aviación General (vuelos no comerciales) respecto a las atendidas durante 2016.
- Febrero: presenta un incremento de menos de un punto porcentual respecto al mismo mes del año anterior, debiendo considerar que 2016 fue año bisiesto.

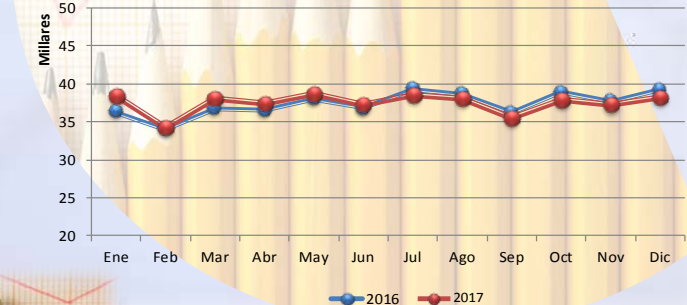
Nacionales



Internacionales



Totales



Vuelos Comerciales

| | 2016 | | | | | 2017 | | | | | Variación Porcentual | | | | |
|--------------|----------------|----------------|---------------|---------------|----------------|----------------|----------------|---------------|---------------|----------------|----------------------|-------------|---------------|-------------|------------|
| | Nacional | | Internacional | | Total | Nacional | | Internacional | | Total | Nacional | | Internacional | | Total |
| | Llegadas | Salidas | Llegadas | Salidas | | Llegadas | Salidas | Llegadas | Salidas | | Llegadas | Salidas | Llegadas | Salidas | |
| Ene | 11,646 | 11,649 | 4,994 | 5,014 | 33,303 | 12,422 | 12,436 | 5,388 | 5,394 | 35,640 | 6.7 | 6.8 | 7.9 | 7.6 | 7.0 |
| Feb | 10,769 | 10,756 | 4,517 | 4,527 | 30,569 | 10,896 | 10,873 | 4,771 | 4,788 | 31,328 | 1.2 | 1.1 | 5.6 | 5.8 | 2.5 |
| Mar | 11,976 | 11,969 | 5,029 | 5,046 | 34,020 | 12,039 | 12,062 | 5,388 | 5,391 | 34,880 | 0.5 | 0.8 | 7.1 | 6.8 | 2.5 |
| Abr | 11,811 | 11,788 | 4,813 | 4,824 | 33,236 | 11,882 | 11,867 | 5,398 | 5,403 | 34,550 | 0.6 | 0.7 | 12.2 | 12.0 | 4.0 |
| May | 12,238 | 12,213 | 4,949 | 4,971 | 34,371 | 12,305 | 12,331 | 5,477 | 5,451 | 35,564 | 0.5 | 1.0 | 10.7 | 9.7 | 3.5 |
| Jun | 11,876 | 11,856 | 4,935 | 4,972 | 33,639 | 11,695 | 11,716 | 5,474 | 5,461 | 34,346 | -1.5 | -1.2 | 10.9 | 9.8 | 2.1 |
| Jul | 12,627 | 12,606 | 5,308 | 5,327 | 35,868 | 12,098 | 12,131 | 5,924 | 5,890 | 36,043 | -4.2 | -3.8 | 11.6 | 10.6 | 0.5 |
| Ago | 12,673 | 12,642 | 5,198 | 5,209 | 35,722 | 11,881 | 11,921 | 5,828 | 5,795 | 35,425 | -6.2 | -5.7 | 12.1 | 11.2 | -0.8 |
| Sep | 11,798 | 11,788 | 4,798 | 4,819 | 33,203 | 10,745 | 10,775 | 5,442 | 5,405 | 32,367 | -8.9 | -8.6 | 13.4 | 12.2 | -2.5 |
| Oct | 12,555 | 12,512 | 5,009 | 5,032 | 35,108 | 11,532 | 11,584 | 5,737 | 5,699 | 34,552 | -8.1 | -7.4 | 14.5 | 13.3 | -1.6 |
| Nov | 12,444 | 12,425 | 4,978 | 4,995 | 34,842 | 11,252 | 11,289 | 5,812 | 5,779 | 34,132 | -9.6 | -9.1 | 16.8 | 15.7 | -2.0 |
| Dic | 12,589 | 12,559 | 5,548 | 5,548 | 36,244 | 11,473 | 11,478 | 6,318 | 6,290 | 35,559 | -8.9 | -8.6 | 13.9 | 13.4 | -1.9 |
| Total | 145,002 | 144,763 | 60,076 | 60,284 | 410,125 | 140,220 | 140,463 | 66,957 | 66,746 | 414,386 | -3.3 | -3.0 | 11.5 | 10.7 | 1.0 |

NO INCLUYE AVIACION GENERAL

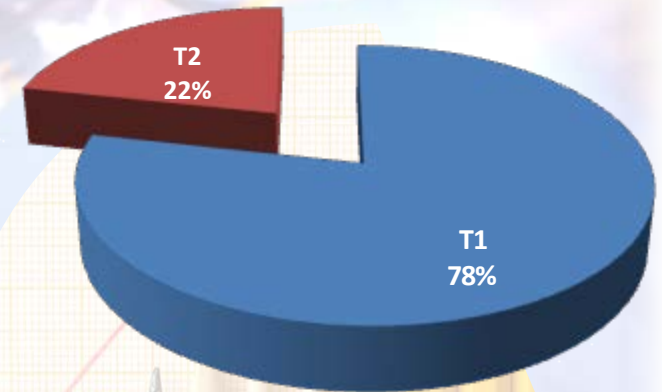


Vuelos por Origen y Tipo

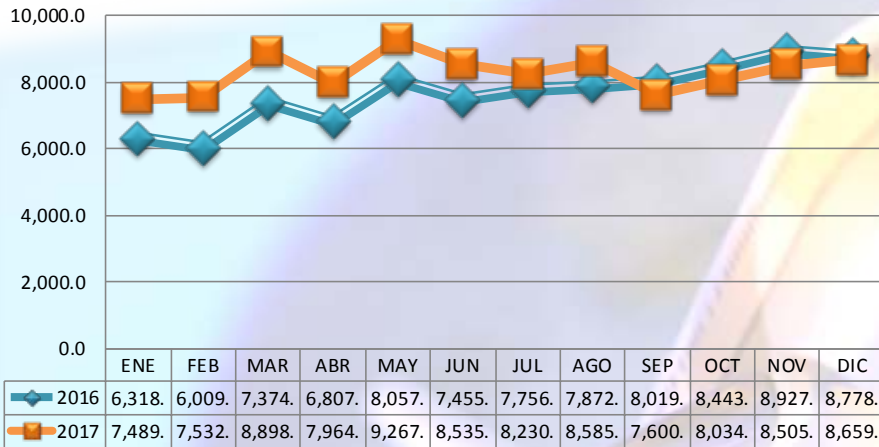
| | 2016 | | | | | | 2017 | | | | | | Comercial (Pax) VAR. % | |
|--------------|----------------|--------------|---------------|----------------|--------------|------------|----------------|--------------|---------------|----------------|--------------|------------|---------------------------|-------------|
| | NACIONAL | | | INTERNACIONAL | | | NACIONAL | | | INTERNACIONAL | | | | |
| | Comercial | | Aviación | Comercial | | Aviación | Comercial | | Aviación | Comercial | | Aviación | | |
| | Pax | Carga | General | Pax | Carga | General | Pax | Carga | General | Pax | Carga | General | Nac. | Int. |
| ENE | 22,985 | 310 | 2,955 | 9,443 | 565 | 27 | 24,478 | 380 | 2,773 | 10,199 | 583 | 12 | 6.5 | 8.0 |
| FEB | 21,175 | 350 | 3,363 | 8,460 | 584 | 57 | 21,416 | 353 | 2,880 | 8,978 | 581 | 31 | 1.1 | 6.1 |
| MAR | 23,552 | 393 | 2,674 | 9,465 | 610 | 43 | 23,712 | 389 | 3,089 | 10,151 | 628 | 33 | 0.7 | 7.2 |
| ABR | 23,253 | 346 | 3,249 | 9,036 | 601 | 44 | 23,481 | 268 | 2,829 | 10,226 | 575 | 96 | 1.0 | 13.2 |
| MAY | 24,082 | 369 | 3,630 | 9,294 | 626 | 28 | 24,400 | 236 | 3,121 | 10,318 | 610 | 35 | 1.3 | 11.0 |
| JUN | 23,362 | 370 | 3,106 | 9,305 | 602 | 42 | 23,152 | 259 | 2,909 | 10,302 | 633 | 50 | -0.9 | 10.7 |
| JUL | 24,840 | 393 | 3,363 | 10,018 | 617 | 57 | 23,965 | 264 | 2,403 | 11,171 | 643 | 32 | -3.5 | 11.5 |
| AGO | 24,963 | 352 | 2,871 | 9,817 | 590 | 31 | 23,520 | 282 | 2,597 | 10,989 | 634 | 33 | -5.8 | 11.9 |
| SEP | 23,241 | 345 | 2,903 | 9,002 | 615 | 46 | 21,273 | 247 | 3,115 | 10,184 | 663 | 77 | -8.5 | 13.1 |
| OCT | 24,685 | 382 | 3,680 | 9,376 | 665 | 62 | 22,852 | 264 | 3,230 | 10,701 | 735 | 57 | -7.4 | 14.1 |
| NOV | 24,503 | 366 | 2,814 | 9,300 | 673 | 46 | 22,281 | 260 | 3,141 | 10,842 | 749 | 53 | -9.1 | 16.6 |
| DIC | 24,771 | 377 | 2,903 | 10,473 | 623 | 31 | 22,716 | 235 | 2,639 | 11,950 | 658 | 43 | -8.3 | 14.1 |
| Total | 285,412 | 4,353 | 37,511 | 112,989 | 7,371 | 514 | 277,246 | 3,437 | 34,726 | 126,011 | 7,692 | 552 | -2.9 | 11.5 |

Carga Transportada (Toneladas)

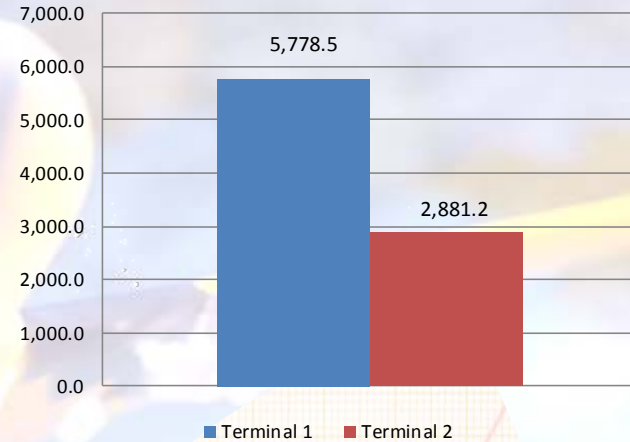
| | 2016 | | | 2017 | | | Variación Porcentual | | |
|--------------|------------------|-------------------|-------------------|------------------|-------------------|-------------------|----------------------|--------------|--------------|
| | NAC | INTER | TOTAL | NAC | INTER | TOTAL | NAC | INTER | TOTAL |
| ENE | 6,318.32 | 29,362.01 | 35,680.33 | 7,489.40 | 29,913.98 | 37,403.38 | 18.53 | 1.88 | 4.83 |
| FEB | 6,009.49 | 33,724.63 | 39,734.12 | 7,532.28 | 30,805.97 | 38,338.25 | 25.34 | -8.65 | -3.51 |
| MAR | 7,374.39 | 31,311.69 | 38,686.08 | 8,898.11 | 36,615.30 | 45,513.41 | 20.66 | 16.94 | 17.65 |
| ABR | 6,807.91 | 32,070.51 | 38,878.42 | 7,964.93 | 33,835.96 | 41,800.89 | 17.00 | 5.50 | 7.52 |
| MAY | 8,057.19 | 31,668.96 | 39,726.15 | 9,267.31 | 34,327.39 | 43,594.70 | 15.02 | 8.39 | 9.74 |
| JUN | 7,455.72 | 31,491.57 | 38,947.29 | 8,535.63 | 38,540.02 | 47,075.65 | 14.48 | 22.38 | 20.87 |
| JUL | 7,756.51 | 33,285.23 | 41,041.74 | 8,230.87 | 39,191.66 | 47,422.53 | 6.12 | 17.74 | 15.55 |
| AGO | 7,872.10 | 30,056.06 | 37,928.16 | 8,585.52 | 36,377.96 | 44,963.48 | 9.06 | 21.03 | 18.55 |
| SEP | 8,019.06 | 32,948.67 | 40,967.73 | 7,600.14 | 37,596.01 | 45,196.15 | -5.22 | 14.10 | 10.32 |
| OCT | 8,443.32 | 36,931.95 | 45,375.27 | 8,034.89 | 41,085.19 | 49,120.08 | -4.84 | 11.25 | 8.25 |
| NOV | 8,927.44 | 35,002.41 | 43,929.85 | 8,505.14 | 41,394.22 | 49,899.36 | -4.73 | 18.26 | 13.59 |
| DIC | 8,778.55 | 33,759.71 | 42,538.26 | 8,659.72 | 38,275.09 | 46,934.81 | -1.35 | 13.38 | 10.34 |
| Total | 91,820.00 | 391,613.40 | 483,433.40 | 99,303.94 | 437,958.75 | 537,262.69 | 8.15 | 11.83 | 11.13 |



Carga Nacional (Toneladas)

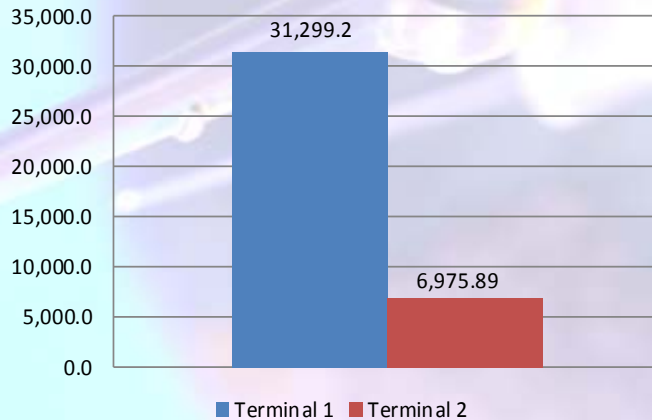


Carga Nacional



Diciembre 2017

Carga Internacional



Diciembre 2017

Carga Internacional (Toneladas)

