



Aeropuerto Internacional Benito Juárez Ciudad de México

AICM EN CIFRAS

Diciembre 2022

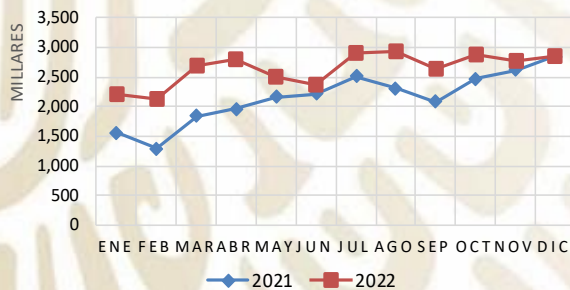




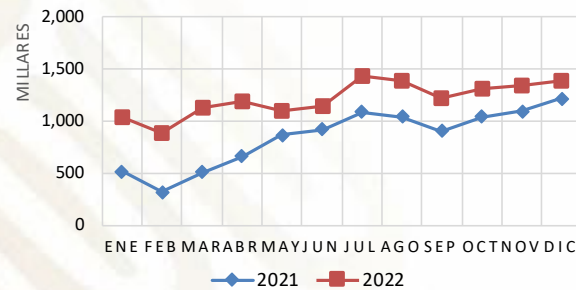
Pasajeros Comerciales

| | 2021 | | | 2022 | | | Variación Porcentual | | |
|--------------------|-------------------|-------------------|-------------------|-------------------|-------------------|-------------------|----------------------|---------------|-------------|
| | Nacional | Internacional | Total | Nacional | Internacional | Total | Nacional | Internacional | Total |
| ENERO | 1,561,618 | 514,223 | 2,075,841 | 2,211,936 | 1,037,551 | 3,249,487 | 41.6 | 101.8 | 56.5 |
| FEBRERO | 1,297,261 | 318,326 | 1,615,587 | 2,128,695 | 879,621 | 3,008,316 | 64.1 | 176.3 | 86.2 |
| MARZO | 1,844,489 | 509,332 | 2,353,821 | 2,697,017 | 1,132,244 | 3,829,261 | 46.2 | 122.3 | 62.7 |
| ABRIL | 1,962,856 | 662,767 | 2,625,623 | 2,809,483 | 1,197,314 | 4,006,797 | 43.1 | 80.7 | 52.6 |
| MAYO | 2,163,486 | 869,581 | 3,033,067 | 2,497,510 | 1,091,787 | 3,589,297 | 15.4 | 25.6 | 18.3 |
| JUNIO | 2,218,081 | 916,682 | 3,134,763 | 2,358,791 | 1,141,085 | 3,499,876 | 6.3 | 24.5 | 11.6 |
| JULIO | 2,507,482 | 1,085,342 | 3,592,824 | 2,903,249 | 1,442,079 | 4,345,328 | 15.8 | 32.9 | 20.9 |
| AGOSTO | 2,310,771 | 1,043,640 | 3,354,411 | 2,929,251 | 1,387,694 | 4,316,945 | 26.8 | 33.0 | 28.7 |
| SEPTIEMBRE | 2,087,632 | 904,816 | 2,992,448 | 2,643,605 | 1,223,979 | 3,867,584 | 26.6 | 35.3 | 29.2 |
| OCTUBRE | 2,470,386 | 1,038,143 | 3,508,529 | 2,869,557 | 1,311,681 | 4,181,238 | 16.2 | 26.3 | 19.2 |
| NOVIEMBRE | 2,616,184 | 1,094,052 | 3,710,236 | 2,783,628 | 1,335,994 | 4,119,622 | 6.4 | 22.1 | 11.0 |
| DICIEMBRE | 2,843,479 | 1,215,985 | 4,059,464 | 2,861,866 | 1,382,904 | 4,244,770 | 0.6 | 13.7 | 4.6 |
| Total Anual | 25,883,725 | 10,172,889 | 36,056,614 | 31,694,588 | 14,563,933 | 46,258,521 | 22.4 | 43.2 | 28.3 |

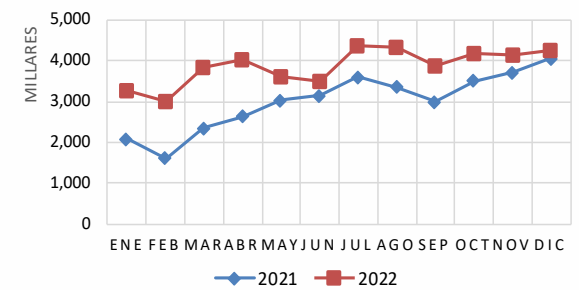
Nacional



Internacional



Total



Causas que influyeron: Contingencia Sanitaria COVID-19

Enero-Diciembre 2022 - Pasajeros





Pasajeros Comerciales | de Llegadas y Salidas

| | 2021 | | | | | 2022 | | | | | Variación Porcentual | | | | |
|--------------------|-------------------|-------------------|------------------|------------------|-------------------|-------------------|-------------------|------------------|------------------|-------------------|----------------------|-------------|---------------|-------------|-------------|
| | Nacional | | Internacional | | Total | Nacional | | Internacional | | Total | Nacional | | Internacional | | Total |
| | Llegadas | Salidas | Llegadas | Salidas | | Llegadas | Salidas | Llegadas | Salidas | | Llegadas | Salidas | | | |
| ENERO | 791,913 | 769,705 | 229,424 | 284,799 | 2,075,841 | 1,104,776 | 1,107,160 | 514,388 | 523,163 | 3,249,487 | 39.5 | 43.8 | 124.2 | 83.7 | 56.5 |
| FEBRERO | 647,615 | 649,646 | 153,853 | 164,473 | 1,615,587 | 1,048,735 | 1,079,960 | 443,048 | 436,573 | 3,008,316 | 61.9 | 66.2 | 188.0 | 165.4 | 86.2 |
| MARZO | 899,839 | 944,650 | 246,622 | 262,710 | 2,353,821 | 1,345,551 | 1,351,466 | 561,728 | 570,516 | 3,829,261 | 49.5 | 43.1 | 127.8 | 117.2 | 62.7 |
| ABRIL | 992,140 | 970,716 | 325,277 | 337,490 | 2,625,623 | 1,377,277 | 1,432,206 | 594,391 | 602,923 | 4,006,797 | 38.8 | 47.5 | 82.7 | 78.6 | 52.6 |
| MAYO | 1,079,530 | 1,083,956 | 438,552 | 431,029 | 3,033,067 | 1,425,568 | 1,071,942 | 612,317 | 479,470 | 3,589,297 | 32.1 | -1.1 | 39.6 | 11.2 | 18.3 |
| JUNIO | 1,105,718 | 1,112,363 | 464,447 | 452,235 | 3,134,763 | 1,356,491 | 1,002,300 | 661,918 | 479,167 | 3,499,876 | 22.7 | -9.9 | 42.5 | 6.0 | 11.6 |
| JULIO | 1,245,476 | 1,262,006 | 542,200 | 543,142 | 3,592,824 | 1,437,775 | 1,465,474 | 717,576 | 724,503 | 4,345,328 | 15.4 | 16.1 | 32.3 | 33.4 | 20.9 |
| AGOSTO | 1,160,837 | 1,149,934 | 513,415 | 530,225 | 3,354,411 | 1,460,652 | 1,468,599 | 685,606 | 702,088 | 4,316,945 | 25.8 | 27.7 | 33.5 | 32.4 | 28.7 |
| SEPTIEMBRE | 1,030,938 | 1,056,694 | 454,297 | 450,519 | 2,992,448 | 1,311,703 | 1,331,902 | 611,864 | 612,115 | 3,867,584 | 27.2 | 26.0 | 34.7 | 35.9 | 29.2 |
| OCTUBRE | 1,217,699 | 1,252,687 | 546,908 | 491,235 | 3,508,529 | 1,424,381 | 1,445,176 | 696,818 | 614,863 | 4,181,238 | 17.0 | 15.4 | 27.4 | 25.2 | 19.2 |
| NOVIEMBRE | 1,288,711 | 1,327,473 | 569,502 | 524,550 | 3,710,236 | 1,376,223 | 1,407,405 | 677,446 | 658,548 | 4,119,622 | 6.8 | 6.0 | 19.0 | 25.5 | 11.0 |
| DICIEMBRE | 1,404,185 | 1,439,294 | 665,019 | 550,966 | 4,059,464 | 1,415,627 | 1,446,239 | 726,010 | 656,894 | 4,244,770 | 0.8 | 0.5 | 9.2 | 19.2 | 4.6 |
| Total Anual | 12,864,601 | 13,019,124 | 5,149,516 | 5,023,373 | 36,056,614 | 16,084,759 | 15,609,829 | 7,503,110 | 7,060,823 | 46,258,521 | 25.0 | 19.9 | 45.7 | 40.6 | 28.3 |

Durante Diciembre el día con el mayor número de pasajeros atendidos fue el lunes 26 con 153,380 viajeros.

Causas que influyeron: Contingencia Sanitaria COVID-1

Enero-Diciembre 2022 - Pasajeros





Pasajeros Comerciales | por Terminal

| | Terminal 1 | | | | | Terminal 2 | | | | | Totales | | | | |
|--------------------|------------------|------------------|------------------|------------------|-------------------|------------------|------------------|------------------|------------------|-------------------|-------------------|-------------------|------------------|------------------|-------------------|
| | Nacional | | Internacional | | Total | Nacional | | Internacional | | Total | Nacional | | Internacional | | Total |
| | Llegadas | Salidas | Llegadas | Salidas | | Llegadas | Salidas | Llegadas | Salidas | | Llegadas | Salidas | Llegadas | Salidas | |
| ENERO | 703,833 | 715,284 | 257,031 | 272,823 | 1,948,971 | 400,943 | 391,876 | 257,357 | 250,340 | 1,300,516 | 1,104,776 | 1,107,160 | 514,388 | 523,163 | 3,249,487 |
| FEBRERO | 666,122 | 687,935 | 218,269 | 216,025 | 1,788,351 | 382,613 | 392,025 | 224,779 | 220,548 | 1,219,965 | 1,048,735 | 1,079,960 | 443,048 | 436,573 | 3,008,316 |
| MARZO | 819,127 | 825,276 | 270,650 | 285,725 | 2,200,778 | 526,424 | 526,190 | 291,078 | 284,791 | 1,628,483 | 1,345,551 | 1,351,466 | 561,728 | 570,516 | 3,829,261 |
| ABRIL | 776,476 | 893,114 | 299,391 | 302,394 | 2,271,375 | 600,801 | 539,092 | 295,000 | 300,529 | 1,735,422 | 1,377,277 | 1,432,206 | 594,391 | 602,923 | 4,006,797 |
| MAYO | 755,178 | 668,692 | 293,680 | 277,139 | 1,994,689 | 670,390 | 403,250 | 318,637 | 202,331 | 1,594,608 | 1,425,568 | 1,071,942 | 612,317 | 479,470 | 3,589,297 |
| JUNIO | 678,780 | 603,908 | 321,447 | 277,309 | 1,881,444 | 677,711 | 398,392 | 340,471 | 201,858 | 1,618,432 | 1,356,491 | 1,002,300 | 661,918 | 479,167 | 3,499,876 |
| JULIO | 822,217 | 834,604 | 351,767 | 358,044 | 2,366,632 | 615,558 | 630,870 | 365,809 | 366,459 | 1,978,696 | 1,437,775 | 1,465,474 | 717,576 | 724,503 | 4,345,328 |
| AGOSTO | 834,828 | 845,316 | 330,718 | 337,819 | 2,348,681 | 625,824 | 623,283 | 354,888 | 364,269 | 1,968,264 | 1,460,652 | 1,468,599 | 685,606 | 702,088 | 4,316,945 |
| SEPTIEMBRE | 747,833 | 760,660 | 308,196 | 310,048 | 2,126,737 | 563,870 | 571,242 | 303,668 | 302,067 | 1,740,847 | 1,311,703 | 1,331,902 | 611,864 | 612,115 | 3,867,584 |
| OCTUBRE | 816,665 | 826,830 | 351,594 | 315,039 | 2,310,128 | 607,716 | 618,346 | 345,224 | 299,824 | 1,871,110 | 1,424,381 | 1,445,176 | 696,818 | 614,863 | 4,181,238 |
| NOVIEMBRE | 754,779 | 770,993 | 347,741 | 345,046 | 2,218,559 | 621,444 | 636,412 | 329,705 | 313,502 | 1,901,063 | 1,376,223 | 1,407,405 | 677,446 | 658,548 | 4,119,622 |
| DICIEMBRE | 794,016 | 808,839 | 358,801 | 326,862 | 2,288,518 | 621,611 | 637,400.0 | 367,209 | 330,032 | 1,956,252 | 1,415,627 | 1,446,239 | 726,010 | 656,894 | 4,244,770 |
| Total Anual | 9,169,854 | 9,241,451 | 3,709,285 | 3,624,273 | 25,744,863 | 6,914,905 | 6,368,378 | 3,793,825 | 3,436,550 | 20,513,658 | 16,084,759 | 15,609,829 | 7,503,110 | 7,060,823 | 46,258,521 |

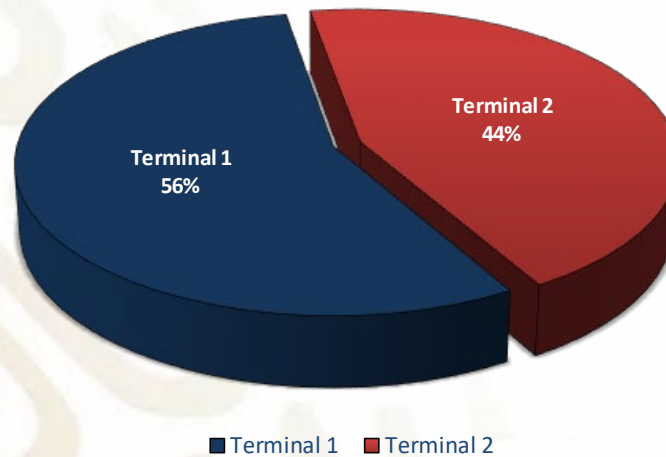
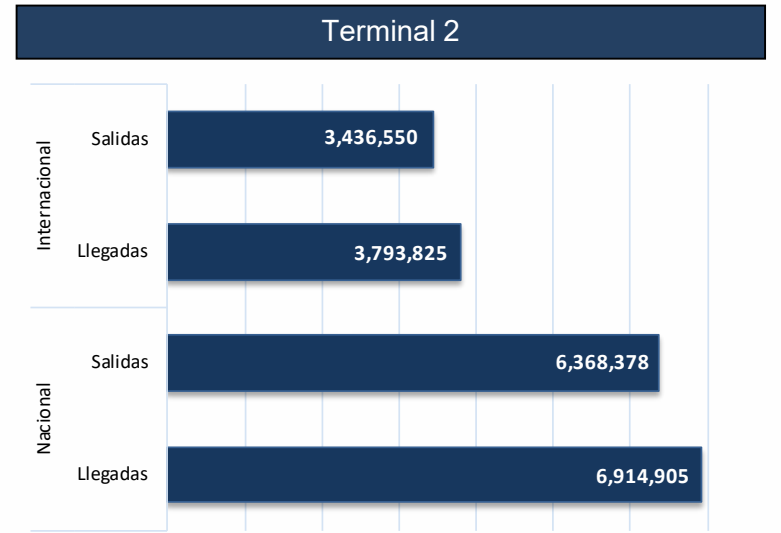
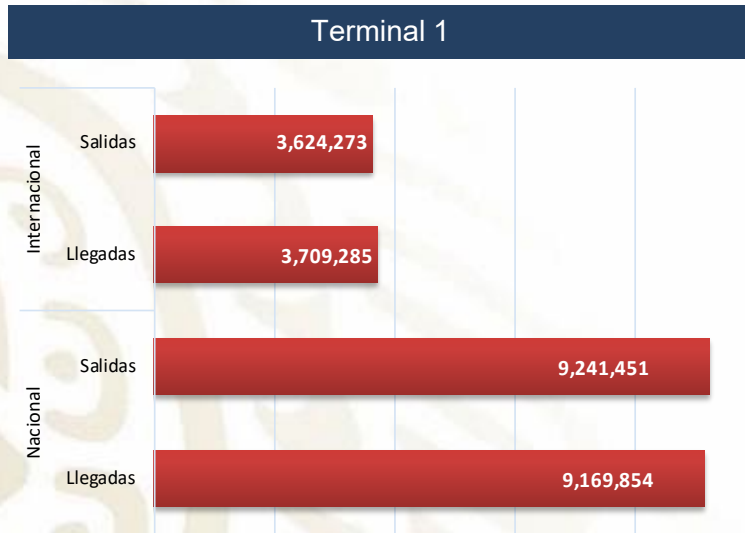
Causas que influyeron: Contingencia Sanitaria COVID-19

Enero-Diciembre 2022 - Pasajeros





Pasajeros Comerciales | por Terminal



Causas que influyeron: Contingencia Sanitaria COVID-19

Enero-Diciembre 2022 - Pasajeros

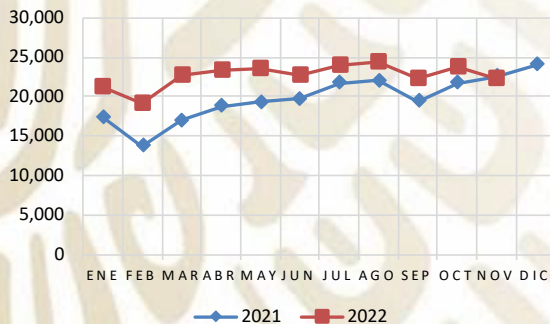




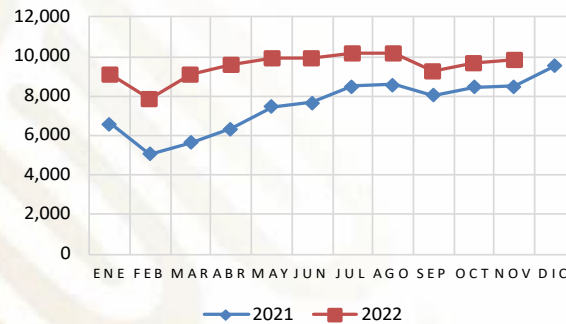
Operaciones Totales | Comerciales y de Aviación General

| | 2021 | | | 2022 | | | Variación Porcentual | | |
|------------------------|----------------|---------------|----------------|----------------|----------------|----------------|----------------------|---------------|-------------|
| | Nacional | Internacional | Total | Nacional | Internacional | Total | Nacional | Internacional | Total |
| ENERO | 17,448 | 6,598 | 24,046 | 21,346 | 9,088 | 30,434 | 22.3 | 37.7 | 26.6 |
| FEBRERO | 13,790 | 5,062 | 18,852 | 19,163 | 7,875 | 27,038 | 39.0 | 55.6 | 43.4 |
| MARZO | 16,993 | 5,651 | 22,644 | 22,616 | 9,111 | 31,727 | 33.1 | 61.2 | 40.1 |
| ABRIL | 18,824 | 6,346 | 25,170 | 23,282 | 9,569 | 32,851 | 23.7 | 50.8 | 30.5 |
| MAYO | 19,327 | 7,449 | 26,776 | 23,614 | 9,924 | 33,538 | 22.2 | 33.2 | 25.3 |
| JUNIO | 19,717 | 7,653 | 27,370 | 22,812 | 9,906 | 32,718 | 15.7 | 29.4 | 19.5 |
| JULIO | 21,736 | 8,485 | 30,221 | 24,035 | 10,167 | 34,202 | 10.6 | 19.8 | 13.2 |
| AGOSTO | 22,053 | 8,558 | 30,611 | 24,405 | 10,183 | 34,588 | 10.7 | 19.0 | 13.0 |
| SEPTIEMBRE | 19,402 | 8,022 | 27,424 | 22,405 | 9,237 | 31,642 | 15.5 | 15.1 | 15.4 |
| OCTUBRE | 21,695 | 8,457 | 30,152 | 23,776 | 9,700 | 33,476 | 9.6 | 14.7 | 11.0 |
| NOVIEMBRE | 22,556 | 8,509 | 31,065 | 22,232 | 9,821 | 32,053 | -1.4 | 15.4 | 3.2 |
| DICIEMBRE | 24,029 | 9,529 | 33,558 | | | | | | |
| Total Noviembre | 213,541 | 80,790 | 294,331 | 249,686 | 104,581 | 354,267 | 16.9 | 29.4 | 20.4 |
| Total Anual | 237,570 | 90,319 | 327,889 | | | | | | |

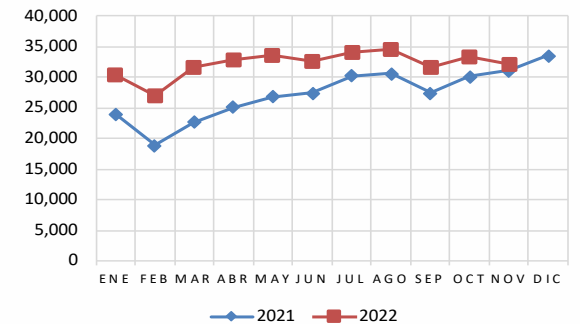
Nacionales



Internacionales



Totales



Causas que influyeron: Contingencia Sanitaria COVID-19
Las cifras de Aviación General de Diciembre se proporcionarán una vez disponibles.

Enero-Noviembre 2022 - Operaciones





Operaciones Comerciales | de Llegadas y Salidas

| | 2021 | | | | | 2022 | | | | | Variación Porcentual | | | | |
|--------------------|----------------|----------------|---------------|---------------|----------------|----------------|----------------|---------------|---------------|----------------|----------------------|-------------|---------------|-------------|-------------|
| | Nacional | | Internacional | | Total | Nacional | | Internacional | | Total | Nacional | | Internacional | | Total |
| | Llegadas | Salidas | Llegadas | Salidas | | Llegadas | Salidas | Llegadas | Salidas | | Llegadas | Salidas | | | |
| ENERO | 7,937 | 7,918 | 3,276 | 3,311 | 22,442 | 9,851 | 9,855 | 4,530 | 4,542 | 28,778 | 24.1 | 24.5 | 38.3 | 37.2 | 28.2 |
| FEBRERO | 6,068 | 6,037 | 2,513 | 2,537 | 17,155 | 8,534 | 8,520 | 3,933 | 3,930 | 24,917 | 40.6 | 41.1 | 56.5 | 54.9 | 45.2 |
| MARZO | 7,670 | 7,626 | 2,797 | 2,839 | 20,932 | 10,089 | 10,150 | 4,571 | 4,508 | 29,318 | 31.5 | 33.1 | 63.4 | 58.8 | 40.1 |
| ABRIL | 8,556 | 8,539 | 3,147 | 3,178 | 23,420 | 10,616 | 10,679 | 4,811 | 4,738 | 30,844 | 24.1 | 25.1 | 52.9 | 49.1 | 31.7 |
| MAYO | 8,808 | 8,789 | 3,703 | 3,718 | 25,018 | 10,739 | 10,770 | 4,962 | 4,927 | 31,398 | 21.9 | 22.5 | 34.0 | 32.5 | 25.5 |
| JUNIO | 8,979 | 8,958 | 3,802 | 3,806 | 25,545 | 10,479 | 10,535 | 4,959 | 4,932 | 30,905 | 16.7 | 17.6 | 30.4 | 29.6 | 21.0 |
| JULIO | 10,143 | 10,123 | 4,226 | 4,235 | 28,727 | 11,063 | 11,083 | 5,078 | 5,064 | 32,288 | 9.1 | 9.5 | 20.2 | 19.6 | 12.4 |
| AGOSTO | 10,192 | 10,176 | 4,265 | 4,273 | 28,906 | 11,310 | 11,329 | 5,097 | 5,073 | 32,809 | 11.0 | 11.3 | 19.5 | 18.7 | 13.5 |
| SEPTIEMBRE | 8,765 | 8,756 | 3,971 | 3,980 | 25,472 | 10,340 | 10,375 | 4,625 | 4,595 | 29,935 | 18.0 | 18.5 | 16.5 | 15.5 | 17.5 |
| OCTUBRE | 9,856 | 9,856 | 4,225 | 4,214 | 28,151 | 10,771 | 10,785 | 4,856 | 4,830 | 31,242 | 9.3 | 9.4 | 14.9 | 14.6 | 11.0 |
| NOVIEMBRE | 10,084 | 10,073 | 4,240 | 4,249 | 28,646 | 10,303 | 10,322 | 4,896 | 4,909 | 30,430 | 2.2 | 2.5 | 15.5 | 15.5 | 6.2 |
| DICIEMBRE | 10,970 | 10,915 | 4,744 | 4,766 | 31,395 | 10,347 | 10,349 | 5,179 | 5,171 | 31,046 | -5.7 | -5.2 | 9.2 | 8.5 | -1.1 |
| Total Anual | 108,028 | 107,766 | 44,909 | 45,106 | 305,809 | 124,442 | 124,752 | 57,497 | 57,219 | 363,910 | 15.2 | 15.8 | 28.0 | 26.9 | 19.0 |

Causas que influyeron: Contingencia Sanitaria COVID-19

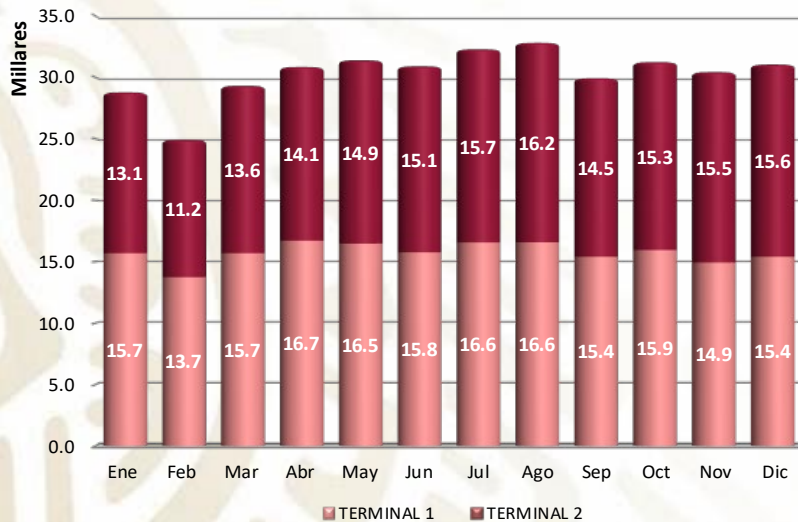
Enero-Diciembre 2022 - Operaciones



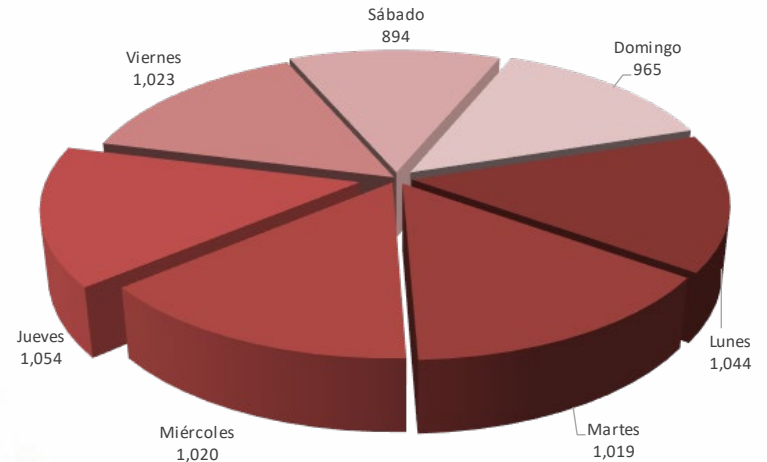


Operaciones Comerciales | Por terminal y día de la semana

Vuelos Comerciales por Terminal



Promedio por día de la semana



Durante Diciembre el día con el mayor número de vuelos comerciales atendidos fue el jueves 8 con 1,074 operaciones.

Incluye operaciones comerciales de pasajeros y carga
Causas que influyeron: Contingencia Sanitaria COVID-19

Diciembre 2022 – Operaciones





Operaciones | Comerciales y de Aviación General

| | 2021 | | | | | | 2022 | | | | | | Comercial (Pax) | |
|--------------------|--------------------|--------------|------------------|--------------------|--------------|------------------|--------------------|--------------|------------------|--------------------|--------------|------------------|----------------------|-------------|
| | NACIONAL | | | INTERNACIONAL | | | NACIONAL | | | INTERNACIONAL | | | Variación Porcentual | |
| | Vuelos Comerciales | | Aviación General | Vuelos Comerciales | | Aviación General | Vuelos Comerciales | | Aviación General | Vuelos Comerciales | | Aviación General | Variación Porcentual | |
| | de Pax | de Carga | | de Pax | de Carga | | de Pax | de Carga | | de Pax | de Carga | | Nac. | Int. |
| ENERO | 15,585 | 270 | 1,593 | 5,800 | 787 | 11 | 19,451 | 255 | 1,640 | 8,415 | 657 | 16 | 24.8 | 45.1 |
| FEBRERO | 11,861 | 244 | 1,685 | 4,272 | 778 | 12 | 16,776 | 278 | 2,109 | 7,162 | 701 | 12 | 41.4 | 67.6 |
| MARZO | 15,027 | 269 | 1,697 | 4,807 | 829 | 15 | 19,964 | 275 | 2,377 | 8,380 | 699 | 32 | 32.9 | 74.3 |
| ABRIL | 16,831 | 264 | 1,729 | 5,487 | 838 | 21 | 21,070 | 223 | 1,989 | 8,917 | 634 | 18 | 25.2 | 62.5 |
| MAYO | 17,331 | 266 | 1,730 | 6,615 | 806 | 28 | 21,252 | 257 | 2,105 | 9,094 | 795 | 35 | 22.6 | 37.5 |
| JUNIO | 17,659 | 278 | 1,780 | 6,830 | 778 | 45 | 20,779 | 235 | 1,798 | 9,098 | 793 | 15 | 17.7 | 33.2 |
| JULIO | 19,981 | 285 | 1,470 | 7,691 | 770 | 24 | 21,910 | 236 | 1,889 | 9,392 | 750 | 25 | 9.7 | 22.1 |
| AGOSTO | 20,091 | 277 | 1,685 | 7,796 | 742 | 20 | 22,389 | 250 | 1,766 | 9,400 | 770 | 13 | 11.4 | 20.6 |
| SEPTIEMBRE | 17,269 | 252 | 1,881 | 7,229 | 722 | 71 | 20,476 | 239 | 1,690 | 8,448 | 772 | 17 | 18.6 | 16.9 |
| OCTUBRE | 19,431 | 281 | 1,983 | 7,611 | 828 | 18 | 21,326 | 230 | 2,220 | 8,858 | 828 | 14 | 9.8 | 16.4 |
| NOVIEMBRE | 19,857 | 300 | 2,399 | 7,698 | 791 | 20 | 20,407 | 218 | 1,607 | 8,940 | 865 | 16 | 2.8 | 16.1 |
| DICIEMBRE | 21,573 | 312 | 2,144 | 8,698 | 812 | 19 | 20,474 | 222 | N/D | 9,504 | 846 | N/D | -5.1 | 9.3 |
| Total Anual | 212,496 | 3,298 | 21,776 | 80,534 | 9,481 | 304 | 246,274 | 2,918 | 21,190 | 105,608 | 9,110 | 213 | 15.9 | 31.1 |

Causas que influyeron: Contingencia Sanitaria COVID-19.
Las cifras de Aviación General de Diciembre se proporcionarán una vez disponibles.

Enero-Diciembre 2022 - Operaciones

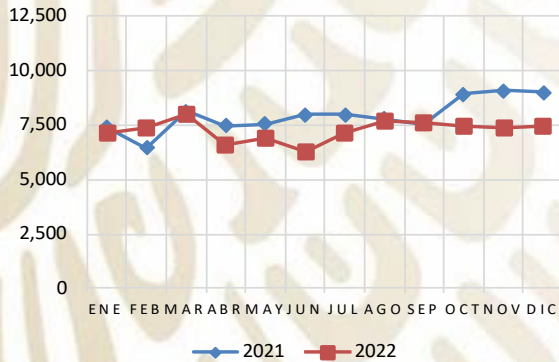




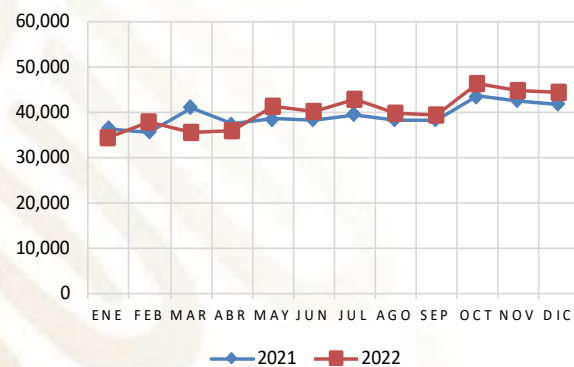
Carga Transportada | en Toneladas

| | 2021 | | | 2022 | | | Variación Porcentual | | |
|-------------|----------|---------------|-----------|----------|---------------|-----------|----------------------|---------------|-------|
| | Nacional | Internacional | Total | Nacional | Internacional | Total | Nacional | Internacional | Total |
| ENERO | 7,411.9 | 36,516.9 | 43,928.8 | 7,166.4 | 34,483.6 | 41,650.0 | -3.3 | -5.6 | -5.2 |
| FEBRERO | 6,464.0 | 35,823.7 | 42,287.7 | 7,396.5 | 37,969.8 | 45,366.3 | 14.4 | 6.0 | 7.3 |
| MARZO | 8,136.1 | 41,064.9 | 49,201.0 | 7,980.7 | 35,608.5 | 43,589.2 | -1.9 | -13.3 | -11.4 |
| ABRIL | 7,484.3 | 37,474.2 | 44,958.5 | 6,566.3 | 35,938.6 | 42,504.9 | -12.3 | -4.1 | -5.5 |
| MAYO | 7,557.3 | 38,710.0 | 46,267.3 | 6,924.5 | 41,250.8 | 48,175.3 | -8.4 | 6.6 | 4.1 |
| JUNIO | 7,980.5 | 38,401.1 | 46,381.6 | 6,247.1 | 40,330.8 | 46,577.9 | -21.7 | 5.0 | 0.4 |
| JULIO | 8,000.0 | 39,535.6 | 47,535.7 | 7,118.0 | 42,946.0 | 50,064.0 | -11.0 | 8.6 | 5.3 |
| AGOSTO | 7,780.1 | 38,483.5 | 46,263.6 | 7,720.3 | 40,026.2 | 47,746.5 | -0.8 | 4.0 | 3.2 |
| SEPTIEMBRE | 7,548.0 | 38,367.2 | 45,915.2 | 7,626.5 | 39,435.0 | 47,061.5 | 1.0 | 2.8 | 2.5 |
| OCTUBRE | 8,926.2 | 43,586.1 | 52,512.3 | 7,484.2 | 46,366.2 | 53,850.4 | -16.2 | 6.4 | 2.5 |
| NOVIEMBRE | 9,073.7 | 42,597.2 | 51,670.9 | 7,411.1 | 44,817.0 | 52,228.1 | -18.3 | 5.2 | 1.1 |
| DICIEMBRE | 9,015.8 | 41,840.5 | 50,856.3 | 7,459.7 | 44,535.3 | 51,995.0 | -17.3 | 6.4 | 2.2 |
| Total Anual | 95,377.9 | 472,400.7 | 567,778.6 | 87,101.2 | 483,707.8 | 570,809.0 | -8.7 | 2.4 | 0.5 |

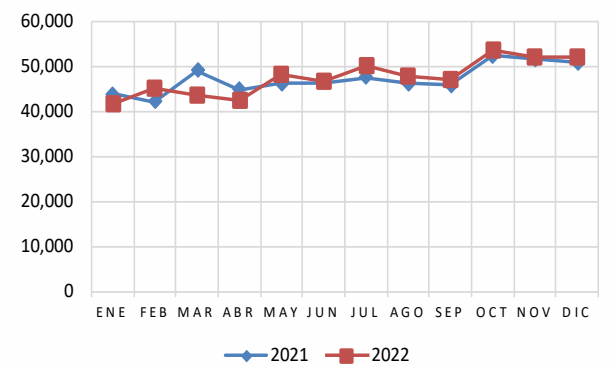
Nacionales



Internacionales



Totales



Causas que influyeron: Contingencia Sanitaria COVID-19.

Enero-Diciembre 2022 - Carga





Carga Transportada | en Toneladas por Terminal

| | Terminal 1 | | | Terminal 2 | | | TOTAL |
|--------------------|-----------------|------------------|------------------|-----------------|------------------|------------------|------------------|
| | Nacional | Internacional | Subtotal | Nacional | Internacional | Subtotal | |
| ENERO | 5,014.1 | 26,902.9 | 31,917.0 | 2,152.3 | 7,580.7 | 9,733.0 | 41,650.0 |
| FEBRERO | 5,112.6 | 30,333.2 | 35,445.8 | 2,283.9 | 7,636.6 | 9,920.5 | 45,366.3 |
| MARZO | 5,277.2 | 27,113.6 | 32,390.8 | 2,703.5 | 8,494.9 | 11,198.4 | 43,589.2 |
| ABRIL | 4,039.5 | 28,325.4 | 32,364.9 | 2,526.9 | 7,613.2 | 10,140.0 | 42,504.9 |
| MAYO | 4,288.9 | 32,761.9 | 37,050.8 | 2,635.7 | 8,488.8 | 11,124.5 | 48,175.3 |
| JUNIO | 3,752.7 | 31,851.5 | 35,604.1 | 2,494.4 | 8,479.4 | 10,973.8 | 46,577.9 |
| JULIO | 4,733.9 | 34,126.1 | 38,860.0 | 2,384.1 | 8,819.8 | 11,204.0 | 50,064.0 |
| AGOSTO | 5,257.5 | 31,457.4 | 36,714.9 | 2,462.8 | 8,568.9 | 11,031.6 | 47,746.5 |
| SEPTIEMBRE | 5,095.6 | 31,267.8 | 36,363.4 | 2,530.9 | 8,167.2 | 10,698.1 | 47,061.5 |
| OCTUBRE | 4,629.9 | 37,401.4 | 42,031.3 | 2,854.3 | 8,964.8 | 11,819.1 | 53,850.4 |
| NOVIEMBRE | 4,262.6 | 35,991.3 | 40,253.9 | 3,148.5 | 8,825.8 | 11,974.2 | 52,228.1 |
| DICIEMBRE | 4,342.8 | 35,046.7 | 39,389.5 | 3,116.9 | 9,488.7 | 12,605.5 | 51,995.0 |
| Total Anual | 55,807.3 | 382,579.1 | 438,386.4 | 31,293.9 | 101,128.7 | 132,422.6 | 570,809.0 |

Causas que influyeron: Contingencia Sanitaria COVID-19.

Enero-Diciembre 2022 - Carga

