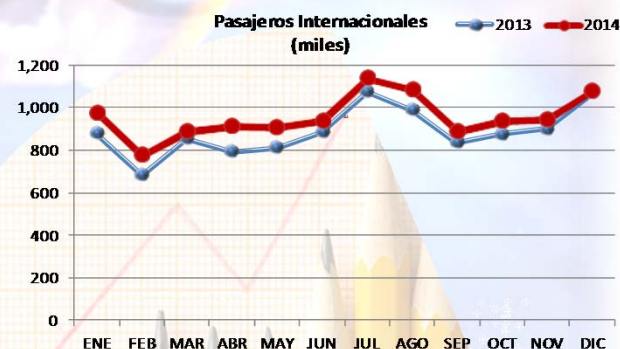




## Movimiento Operacional Pasajeros

	2013			2014			VAR. %		
	NAL	INT	Total	NAL	INT	Total	NAL	INT	Total
ENE	1,593,803	878,679	2,472,482	1,739,580	979,488	2,719,068	9.1	11.5	10.0
FEB	1,432,129	680,577	2,112,706	1,552,438	780,861	2,333,299	8.4	14.7	10.4
MAR	1,640,359	853,386	2,493,745	1,780,670	888,585	2,669,255	8.6	4.1	7.0
ABR	1,639,989	791,647	2,431,636	1,817,071	915,049	2,732,120	10.8	15.6	12.4
MAY	1,739,805	811,184	2,550,989	1,941,863	910,885	2,852,748	11.6	12.3	11.8
JUN	1,739,407	882,378	2,621,785	1,835,465	941,287	2,776,752	5.5	6.7	5.9
JUL	2,034,538	1,073,346	3,107,884	2,115,965	1,139,838	3,255,803	4.0	6.2	4.8
AGO	1,896,602	987,870	2,884,472	2,063,336	1,085,438	3,148,774	8.8	9.9	9.2
SEP	1,675,481	834,659	2,510,140	1,792,550	890,593	2,683,143	7.0	6.7	6.9
OCT	1,796,250	875,256	2,671,506	2,007,325	939,045	2,946,370	11.8	7.3	10.3
NOV	1,828,581	898,721	2,727,302	2,018,613	948,418	2,967,031	10.4	5.5	8.8
DIC	1,883,250	1,066,741	2,949,991	2,088,591	1,082,785	3,171,376	10.9	1.5	7.5
<b>Total</b>	<b>20,900,194</b>	<b>10,634,444</b>	<b>31,534,638</b>	<b>22,753,467</b>	<b>11,502,272</b>	<b>34,255,739</b>	<b>8.9</b>	<b>8.2</b>	<b>8.6</b>



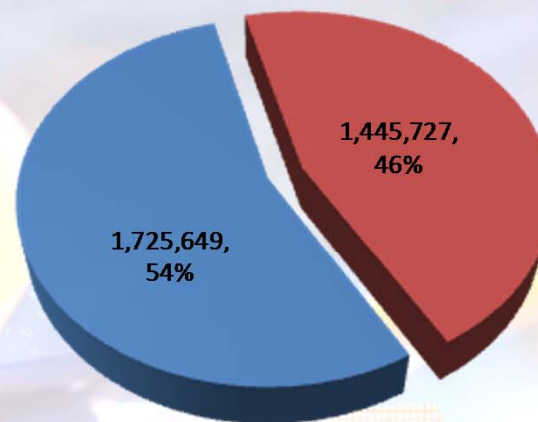
	Nacional		2013			Nacional		2014			Variación Porcentual				
	Llegadas	salidas	Llegadas	salidas	Total	Llegadas	salidas	Llegadas	salidas	Total	Nacional Llegadas	salidas	Internancional Llegadas	salidas	Total
Ene	817,273	776,530	442,156	436,523	2,472,482	891,108	848,472	493,415	486,073	2,719,068	9.03	9.26	11.59	11.35	9.97
Feb	712,621	719,508	341,233	339,344	2,112,706	773,838	778,600	395,137	385,724	2,333,299	8.59	8.21	15.80	13.67	10.44
Mar	804,227	836,132	397,905	455,481	2,493,745	893,393	887,277	434,554	454,031	2,669,255	11.09	6.12	9.21	-0.32	7.04
Abr	825,274	814,715	399,966	391,681	2,431,636	899,993	917,078	440,042	475,007	2,732,120	9.05	12.56	10.02	21.27	12.36
May	864,759	875,046	396,068	415,116	2,550,989	969,678	972,185	448,932	461,953	2,852,748	12.13	11.10	13.35	11.28	11.83
Jun	865,304	874,103	445,104	437,274	2,621,785	918,826	916,639	473,907	467,380	2,776,752	6.19	4.87	6.47	6.88	5.91
Jul	1,005,589	1,028,949	518,609	554,737	3,107,884	1,045,105	1,070,860	550,480	589,358	3,255,803	3.93	4.07	6.15	6.24	4.76
Ago	951,517	945,085	502,767	485,103	2,884,472	1,044,980	1,018,356	550,476	534,962	3,148,774	9.82	7.75	9.49	10.28	9.16
Sep	845,197	830,284	412,448	422,211	2,510,140	899,372	893,178	439,992	450,601	2,683,143	6.41	7.57	6.68	6.72	6.89
Oct	883,907	912,343	450,868	424,388	2,671,506	987,877	1,019,448	483,971	455,074	2,946,370	11.76	11.74	7.34	7.23	10.29
Nov	904,780	923,801	459,679	439,042	2,727,302	1,004,642	1,013,971	484,719	463,699	2,967,031	11.04	9.76	5.45	5.62	8.79
Dic	905,752	977,498	539,408	527,333	2,949,991	1,006,153	1,082,438	551,309	531,476	3,171,376	11.08	10.74	2.21	0.79	7.50
<b>Total</b>	<b>10,386,200</b>	<b>10,513,994</b>	<b>5,306,211</b>	<b>5,328,233</b>	<b>31,534,638</b>	<b>11,334,965</b>	<b>11,418,502</b>	<b>5,746,934</b>	<b>5,755,338</b>	<b>34,255,739</b>	<b>9.13</b>	<b>8.60</b>	<b>8.31</b>	<b>8.02</b>	<b>8.63</b>



	Terminal 1					Terminal 2					Totales				
	Nacional		Internacional		Total	Nacional		Internacional		Total	Nacional		Internacional		Total
	Llegadas	salidas	Llegadas	salidas		Llegadas	salidas	Llegadas	salidas		Llegadas	salidas	Llegadas	salidas	
Ene	467,596	443,078	243,921	244,780	1,399,375	423,512	405,394	249,494	241,293	1,319,693	891,108	848,472	493,415	486,073	2,719,068
Feb	398,943	397,353	195,937	187,936	1,180,169	374,895	381,247	199,200	197,788	1,153,130	773,838	778,600	395,137	385,724	2,333,299
Mar	453,406	452,580	218,932	229,335	1,354,253	439,987	434,697	215,622	224,696	1,315,002	893,393	887,277	434,554	454,031	2,669,255
Abr	490,519	501,355	226,578	246,797	1,465,249	409,474	415,723	213,464	228,210	1,266,871	899,993	917,078	440,042	475,007	2,732,120
May	519,815	521,227	221,505	232,128	1,494,675	449,863	450,958	227,427	229,825	1,358,073	969,678	972,185	448,932	461,953	2,852,748
Jun	515,699	509,481	244,139	237,345	1,506,664	403,127	407,158	229,768	230,035	1,270,088	918,826	916,639	473,907	467,380	2,776,752
Jul	586,780	602,766	282,591	309,663	1,781,800	458,325	468,094	267,889	279,695	1,474,003	1,045,105	1,070,860	550,480	589,358	3,255,803
Ago	564,091	548,969	280,767	272,316	1,666,143	480,889	469,387	269,709	262,646	1,482,631	1,044,980	1,018,356	550,476	534,962	3,148,774
Sep	478,480	470,857	221,249	228,314	1,398,900	420,892	422,321	218,743	222,287	1,284,243	899,372	893,178	439,992	450,601	2,683,143
Oct	519,600	535,998	244,040	225,204	1,524,842	468,277	483,450	239,931	229,870	1,421,528	987,877	1,019,448	483,971	455,074	2,946,370
Nov	540,907	544,386	240,616	229,685	1,555,594	463,735	469,585	244,103	234,014	1,411,437	1,004,642	1,013,971	484,719	463,699	2,967,031
Dic	567,722	603,450	281,664	272,813	1,725,649	438,431	478,988	269,645	258,663	1,445,727	1,006,153	1,082,438	551,309	531,476	3,171,376
<b>Total</b>	<b>6,103,558</b>	<b>6,131,500</b>	<b>2,901,939</b>	<b>2,916,316</b>	<b>18,053,313</b>	<b>5,231,407</b>	<b>5,287,002</b>	<b>2,844,995</b>	<b>2,839,022</b>	<b>16,202,426</b>	<b>11,334,965</b>	<b>11,418,502</b>	<b>5,746,934</b>	<b>5,755,338</b>	<b>34,255,739</b>

**2014**

### Terminal 1

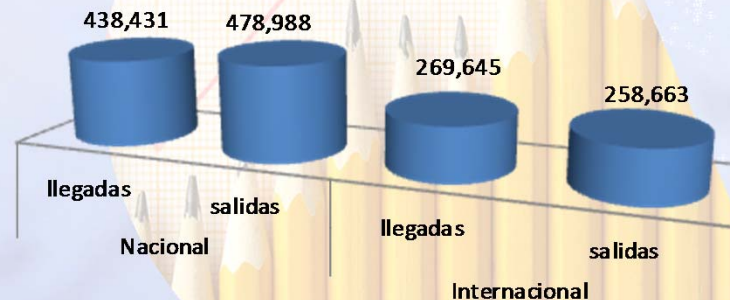


■ Terminal 1 ■ Terminal 2

### Pasajeros Totales

	Nacional		Internacional		Total
	Llegadas	salidas	Llegadas	salidas	
Ene	891,108	848,472	493,415	486,073	2,719,068
Feb	773,838	778,600	395,137	385,724	2,333,299
Mar	893,393	887,277	434,554	454,031	2,669,255
Abr	899,993	917,078	440,042	475,007	2,732,120
May	969,678	972,185	448,932	461,953	2,852,748
Jun	918,826	916,639	473,907	467,380	2,776,752
Jul	1,045,105	1,070,860	550,480	589,358	3,255,803
Ago	1,044,980	1,018,356	550,476	534,962	3,148,774
Sep	899,372	893,178	439,992	450,601	2,683,143
Oct	987,877	1,019,448	483,971	455,074	2,946,370
Nov	1,004,642	1,013,971	484,719	463,699	2,967,031
Dic	1,006,153	1,082,438	551,309	531,476	3,171,376
<b>Total</b>	<b>11,334,965</b>	<b>11,418,502</b>	<b>5,746,934</b>	<b>5,755,338</b>	<b>34,255,739</b>

### Terminal 2



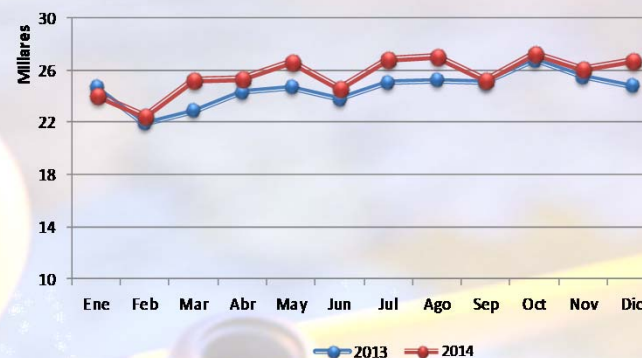
Diciembre 2014



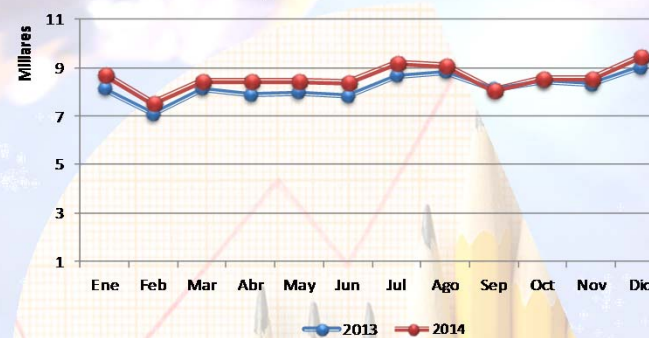
## Movimiento Operacional Operaciones

	2013			2014			VAR. %		
	NAL	INT	Total	NAL	INT	Total	NAL	INT	Total
ENE	24,637	8,130	32,767	24,063	8,705	32,768	-2.3	7.1	0.0
FEB	21,910	7,080	28,990	22,418	7,521	29,939	2.3	6.2	3.3
MAR	22,847	8,115	30,962	25,189	8,468	33,657	10.3	4.3	8.7
ABR	24,270	7,872	32,142	25,286	8,448	33,734	4.2	7.3	5.0
MAY	24,683	7,952	32,635	26,585	8,475	35,060	7.7	6.6	7.4
JUN	23,740	7,831	31,571	24,557	8,388	32,945	3.4	7.1	4.4
JUL	25,053	8,657	33,710	26,781	9,191	35,972	6.9	6.2	6.7
AGO	25,171	8,809	33,980	26,985	9,086	36,071	7.2	3.1	6.2
SEP	25,041	8,112	33,153	25,172	8,104	33,276	0.5	-0.1	0.4
OCT	26,708	8,427	35,135	27,199	8,562	35,761	1.8	1.6	1.8
NOV	25,448	8,309	33,757	26,043	8,554	34,597	2.3	2.9	2.5
DIC	24,771	8,993	33,764	26,739	9,435	36,174	7.9	4.9	7.1
<b>Total</b>	<b>294,279</b>	<b>98,287</b>	<b>392,566</b>	<b>307,017</b>	<b>102,937</b>	<b>409,954</b>	<b>4.3</b>	<b>4.7</b>	<b>4.4</b>

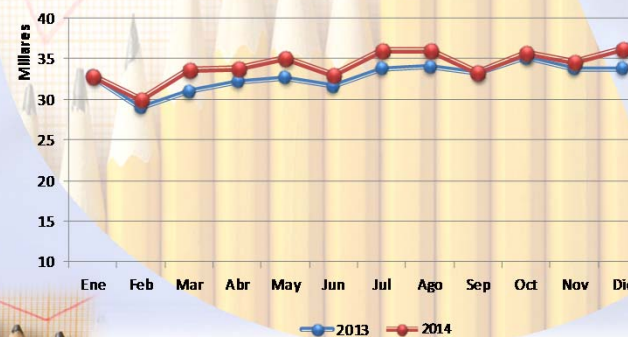
Operaciones Nacionales



Operaciones Internacionales



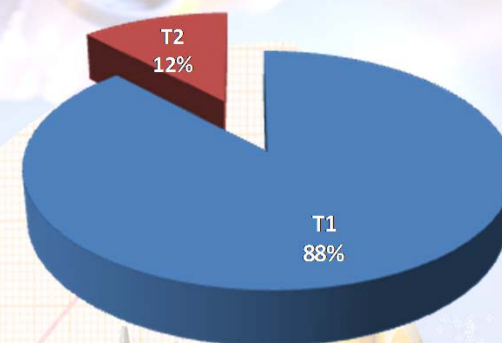
Operaciones Totales



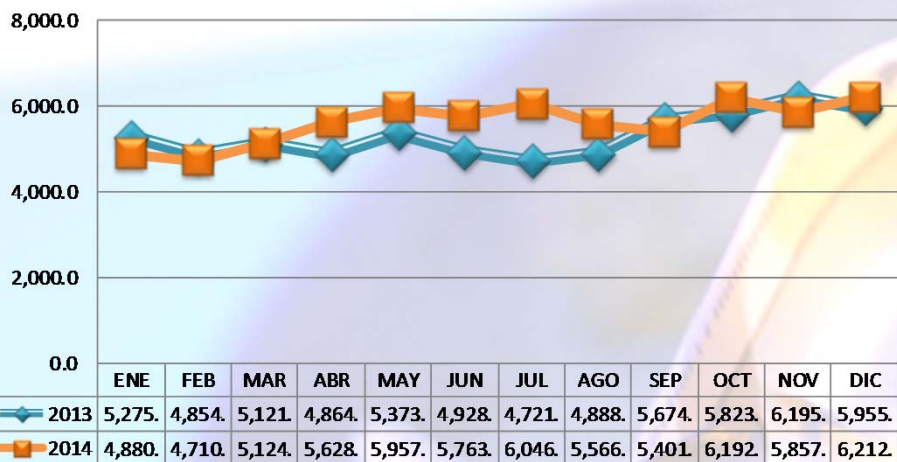
## Operaciones por Origen y Tipo

	2013						2014						Comercial (Pax)	
	NACIONAL			INTERNACIONAL			NACIONAL			INTERNACIONAL				
	Comercial		Aviación	Comercial		Aviación	Comercial		Aviación	Comercial		Aviación	VAR. %	
	Pax	Carga	General	Pax	Carga	General	Pax	Carga	General	Pax	Carga	General	Nac.	Int.
ENE	21,680	590	2,367	7,612	497	21	21,290	542	2,231	8,134	540	31	-1.8	6.9
FEB	18,849	491	2,570	6,538	526	16	19,385	440	2,593	6,995	508	18	2.8	7.0
MAR	20,536	442	1,869	7,517	577	21	21,814	479	2,896	7,833	614	21	6.2	4.2
ABR	20,893	530	2,847	7,257	586	29	21,705	450	3,131	7,867	560	21	3.9	8.4
MAY	21,715	511	2,457	7,339	587	26	23,125	392	3,068	7,875	575	25	6.5	7.3
JUN	20,929	463	2,348	7,241	560	30	21,645	337	2,575	7,792	574	22	3.4	7.6
JUL	22,210	481	2,362	8,082	557	18	23,798	309	2,674	8,567	593	31	7.1	6.0
AGO	22,326	462	2,383	8,206	575	28	23,960	248	2,777	8,446	616	24	7.3	2.9
SEP	20,800	470	3,771	7,521	560	31	21,930	249	2,993	7,496	586	22	5.4	-0.3
OCT	22,079	566	4,063	7,783	618	26	23,469	275	3,455	7,884	656	22	6.3	1.3
NOV	21,069	563	3,816	7,664	619	26	22,625	235	3,183	7,888	640	26	7.4	2.9
DIC	21,671	559	2,541	8,418	570	5	23,292	236	3,211	8,824	598	13	7.5	4.8
<b>Total</b>	<b>254,757</b>	<b>6,128</b>	<b>33,394</b>	<b>91,178</b>	<b>6,832</b>	<b>277</b>	<b>268,038</b>	<b>4,192</b>	<b>34,787</b>	<b>95,601</b>	<b>7,060</b>	<b>276</b>	<b>5.2</b>	<b>4.9</b>

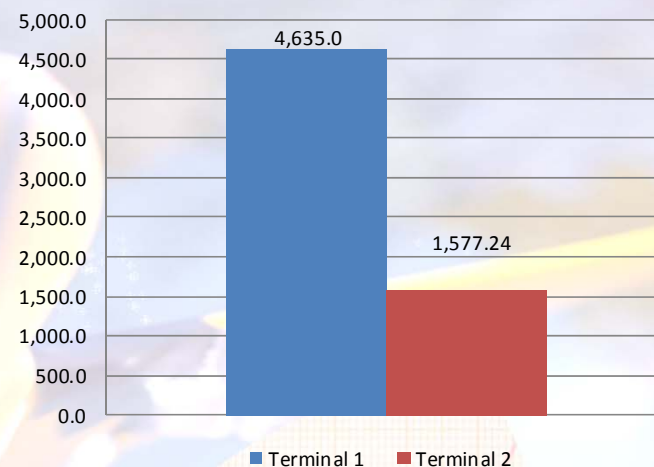
CARGA EN TONELADAS									
	2013			2014			Variación Porcentual		
	NAC	INTER	TOTAL	NAC	INTER	TOTAL	NAC	INTER	TOTAL
ENE	5,275.28	22,761.84	28,037.12	4,880.15	24,275.91	29,156.06	-7.49	6.65	3.99
FEB	4,854.75	24,166.06	29,020.81	4,710.42	24,094.10	28,804.52	-2.97	-0.30	-0.75
MAR	5,121.56	27,234.25	32,355.81	5,124.75	28,474.18	33,598.93	0.06	4.55	3.84
ABR	4,864.26	27,258.59	32,122.85	5,628.58	25,419.89	31,048.47	15.71	-6.75	-3.34
MAY	5,373.85	26,674.23	32,048.08	5,957.52	27,336.37	33,293.89	10.86	2.48	3.89
JUN	4,928.98	27,154.81	32,083.79	5,763.80	27,688.16	33,451.96	16.94	1.96	4.26
JUL	4,721.67	25,773.76	30,495.43	6,046.76	28,428.87	34,475.63	28.06	10.30	13.05
AGO	4,888.87	25,312.54	30,201.41	5,566.32	29,072.04	34,638.36	13.86	14.85	14.69
SEP	5,674.73	24,752.82	30,427.55	5,401.91	25,679.28	31,081.19	-4.81	3.74	2.15
OCT	5,823.22	27,724.13	33,547.35	6,192.01	29,539.86	35,731.87	6.33	6.55	6.51
NOV	6,195.49	27,979.62	34,175.11	5,857.39	31,965.31	37,822.70	-5.46	14.24	10.67
DIC	5,955.88	26,118.66	32,074.54	6,212.24	29,240.65	35,452.89	4.30	11.95	10.53
Total	63,678.54	312,911.31	376,589.85	67,341.85	331,214.62	398,556.47	5.75	5.85	5.83



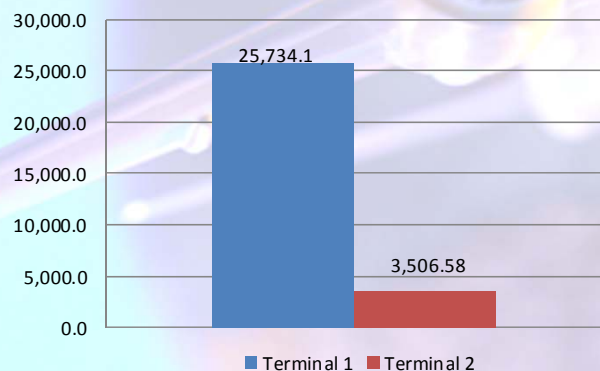
### Carga Nacional (Toneladas)



### Carga Nacional



### Carga Internacional



Diciembre 2014

### Diciembre 2014

### Carga Internacional (Toneladas)

